



# **ASTON MARTIN OWNERS CLUB**

## **St John Horsfall Race Meeting**

**Silverstone National Circuit**

**2nd June 2007**



**Results Provided by MST Sports Timing Ltd**  
***[www.msttiming.com](http://www.msttiming.com)***

## St John Horsfall Trophy Race

Silverstone National 1.639 Miles

## Qualifying

02/06/2007 09:00

## Qualify (15:00 Time)

Pos	No.	Class	Name	Car	Laps	Best Tm	Diff	Best Spd	In Lap	2nd Bes
1	33	SJ	David FREEMAN	Aston Martin Speed Mod	12	1:17.470	-	76.164	8	1:17.494
2	23	SJ	Andy BELL	Aston Martin Speed Mod	10	1:19.788	+2.318	73.951	10	1:20.572
3	26	SJ	Jim CAMPBELL	Aston Martin MkII	12	1:21.125	+3.655	72.732	8	1:21.615
4	27	SJ	Peter DUBSKY	Aston Martin MkII 2 Seal	11	1:22.624	+5.154	71.413	11	1:23.143
5	28	SJ	Richard LAKE	Aston Martin Speed Mod	11	1:25.735	+8.265	68.821	7	1:25.782
6	24	SJ	David TAYLOR	Aston Martin Speed Mod	11	1:25.821	+8.351	68.752	10	1:26.672
7	9	SJ	David OZANNE	Aston Martin Speed Mod	11	1:26.188	+8.718	68.460	10	1:26.571
8	17	SJ	Holly MASON	Aston Martin LM 17	11	1:26.200	+8.730	68.450	11	1:26.844
9	11	SJ	Jane VARLEY	Aston Martin Speed Mod	11	1:26.718	+9.248	68.041	11	1:27.074
10	5	SJ	Kelvin ROBINSON	Aston Martin Ulster	10	1:30.099	+12.629	65.488	8	1:30.256
11	6	SJ	Keith PIPER	Aston Martin Internation	10	1:31.295	+13.825	64.630	10	1:32.614
12	12	SJ	Gordon RISELEY	Aston Martin Speed Mod	10	1:31.417	+13.947	64.544	10	1:31.988
13	20	SJ	Christopher SCOTT MACK	Aston Martin Le Mans Sp	10	1:31.770	+14.300	64.296	9	1:33.014
14	21	SJ	Nick MASON	Aston Martin LM 21	2	1:34.651	+17.181	62.338	2	----
15	1	SJ	Robert MURRAY	Aston Martin B & M Spec	10	1:35.849	+18.379	61.559	9	1:36.706
16	13	SJ	Richard ASHMEAD	Aston Martin Internation	7	1:37.511	+20.041	60.510	7	1:38.953
17	34	SJ	Edward PINCHARD	Aston Martin MkII	10	1:37.993	+20.523	60.212	7	1:38.143
18	32	SJ	Angus GRAHAM	Aston Martin Ulster 2/4 s	10	1:38.956	+21.486	59.627	10	1:39.246
19	3	SJ	Michael PINCHARD	Aston Martin Le Mans	10	1:38.974	+21.504	59.616	7	1:39.025
20	2	SJ	Tony RISELEY	Aston Martin Internation	9	1:42.230	+24.760	57.717	9	1:42.937

# Aston Martin St John Horsfall Meeting

## St John Horsfall Trophy Race

## Silverstone National 1.639 Miles

### Qualifying

02/06/2007 09:00

### Qualify (15:00 Time)

Lap	Lap Tm	Diff	Time of Day
<b>(33) David FREEMAN</b>			
1	-:--		9:00:50.769
2	<b>1:23.176</b>	+5.706	9:02:13.945
3	<b>1:20.126</b>	+2.656	9:03:34.071
4	<b>1:18.622</b>	+1.152	9:04:52.693
5	<b>1:18.444</b>	+0.974	9:06:11.137
6	<b>1:19.100</b>	+1.630	9:07:30.237
7	<b>1:18.476</b>	+1.006	9:08:48.713
8	<b>1:17.470</b>	-	9:10:06.183
9	<b>1:19.222</b>	+1.752	9:11:25.405
10	<b>1:18.907</b>	+1.437	9:12:44.312
11	<b>1:18.067</b>	+0.597	9:14:02.379
12	<b>1:17.494</b>	+0.024	9:15:19.873

Lap	Lap Tm	Diff	Time of Day
<b>(23) Andy BELL</b>			
1	-:--		9:00:52.466
2	<b>1:26.102</b>	+6.314	9:02:18.568
3	<b>1:21.753</b>	+1.965	9:03:40.321
4	<b>1:20.852</b>	+1.064	9:05:01.173
5	<b>1:20.752</b>	+0.964	9:06:21.925
6	<b>1:22.633</b>	+2.845	9:07:44.558
7	<b>1:20.572</b>	+0.784	9:09:05.130
8	<b>1:21.829</b>	+2.041	9:10:26.959
9	<b>1:21.034</b>	+1.246	9:11:47.993
10	<b>1:19.788</b>	-	9:13:07.781

Lap	Lap Tm	Diff	Time of Day
<b>(26) Jim CAMPBELL</b>			
1	-:--		9:00:53.823
2	<b>1:27.005</b>	+5.880	9:02:20.828
3	<b>1:22.087</b>	+0.962	9:03:42.915
4	<b>1:22.174</b>	+1.049	9:05:05.089
5	<b>1:21.615</b>	+0.490	9:06:26.704
6	<b>1:24.834</b>	+3.709	9:07:51.538
7	<b>1:24.606</b>	+3.481	9:09:16.144
8	<b>1:21.125</b>	-	9:10:37.269
9	<b>1:22.124</b>	+0.999	9:11:59.393
10	<b>1:23.562</b>	+2.437	9:13:22.955
11	<b>1:22.611</b>	+1.486	9:14:45.566
12	<b>1:23.058</b>	+1.933	9:16:08.624

Lap	Lap Tm	Diff	Time of Day
<b>(27) Peter DUBSKY</b>			
1	-:--		9:01:14.873
2	<b>1:39.707</b>	+17.083	9:02:54.580
3	<b>1:28.724</b>	+6.100	9:04:23.304
4	<b>1:24.280</b>	+1.656	9:05:47.584
5	<b>1:24.361</b>	+1.737	9:07:11.945
6	<b>1:23.891</b>	+1.267	9:08:35.836
7	<b>1:23.143</b>	+0.519	9:09:58.979
8	<b>1:25.343</b>	+2.719	9:11:24.322
9	<b>1:23.724</b>	+1.100	9:12:48.046
10	<b>1:25.282</b>	+2.658	9:14:13.328
11	<b>1:22.624</b>	-	9:15:35.952

Lap	Lap Tm	Diff	Time of Day
<b>(28) Richard LAKE</b>			
1	-:--		9:01:12.386
2	<b>1:37.031</b>	+11.296	9:02:49.417
3	<b>1:29.928</b>	+4.193	9:04:19.345
4	<b>1:26.490</b>	+0.755	9:05:45.835
5	<b>1:26.481</b>	+0.746	9:07:12.316
6	<b>1:27.073</b>	+1.338	9:08:39.389
7	<b>1:25.735</b>	-	9:10:05.124
8	<b>1:27.444</b>	+1.709	9:11:32.568
9	<b>1:25.782</b>	+0.047	9:12:58.350
10	<b>1:26.497</b>	+0.762	9:14:24.847
11	<b>1:26.581</b>	+0.846	9:15:51.428

Lap	Lap Tm	Diff	Time of Day
<b>(24) David TAYLOR</b>			
1	-:--		9:01:19.873
2	<b>1:37.769</b>	+11.948	9:02:57.642
3	<b>1:31.080</b>	+5.259	9:04:28.722
4	<b>1:27.336</b>	+1.515	9:05:56.058
5	<b>1:28.449</b>	+2.628	9:07:24.507
6	<b>1:27.298</b>	+1.477	9:08:51.805
7	<b>1:27.482</b>	+1.661	9:10:19.287
8	<b>1:27.898</b>	+2.077	9:11:47.185
9	<b>1:27.509</b>	+1.688	9:13:14.694
10	<b>1:25.821</b>	-	9:14:40.515
11	<b>1:26.672</b>	+0.851	9:16:07.187

Lap	Lap Tm	Diff	Time of Day
<b>(9) David OZANNE</b>			
1	-:--		9:01:08.504
2	<b>1:40.650</b>	+14.462	9:02:49.154
3	<b>1:33.894</b>	+7.706	9:04:23.048
4	<b>1:31.443</b>	+5.255	9:05:54.491
5	<b>1:29.446</b>	+3.258	9:07:23.937
6	<b>1:29.572</b>	+3.384	9:08:53.509
7	<b>1:27.424</b>	+1.236	9:10:20.933
8	<b>1:26.899</b>	+0.711	9:11:47.832
9	<b>1:27.874</b>	+1.686	9:13:15.706
10	<b>1:26.188</b>	-	9:14:41.894
11	<b>1:26.571</b>	+0.383	9:16:08.465

Lap	Lap Tm	Diff	Time of Day
<b>(17) Holly MASON</b>			
1	-:--		9:01:01.787
2	<b>1:32.124</b>	+5.924	9:02:33.911
3	<b>1:28.040</b>	+1.840	9:04:01.951
4	<b>1:27.708</b>	+1.508	9:05:29.659
5	<b>1:28.116</b>	+1.916	9:06:57.775
6	<b>1:27.451</b>	+1.251	9:08:25.226
7	<b>1:28.589</b>	+2.389	9:09:53.815
8	<b>1:26.844</b>	+0.644	9:11:20.659
9	<b>1:27.932</b>	+1.732	9:12:48.591
10	<b>1:28.126</b>	+1.926	9:14:16.717
11	<b>1:26.200</b>	-	9:15:42.917

Lap	Lap Tm	Diff	Time of Day
<b>(11) Jane VARLEY</b>			
1	-:--		9:01:14.072
2	<b>1:40.121</b>	+13.403	9:02:54.193
3	<b>1:33.207</b>	+6.489	9:04:27.400
4	<b>1:30.122</b>	+3.404	9:05:57.522
5	<b>1:27.847</b>	+1.129	9:07:25.369
6	<b>1:28.704</b>	+1.986	9:08:54.073
7	<b>1:27.697</b>	+0.979	9:10:21.770
8	<b>1:27.074</b>	+0.356	9:11:48.844
9	<b>1:27.748</b>	+1.030	9:13:16.592
10	<b>1:27.192</b>	+0.474	9:14:43.784
11	<b>1:26.718</b>	-	9:16:10.502

Lap	Lap Tm	Diff	Time of Day
<b>(5) Kelvin ROBINSON</b>			
1	-:--		9:01:11.457
2	<b>1:47.056</b>	+16.957	9:02:58.513
3	<b>1:37.514</b>	+7.415	9:04:36.027
4	<b>1:45.492</b>	+15.393	9:06:21.519
5	<b>1:35.006</b>	+4.907	9:07:56.525
6	<b>1:36.255</b>	+6.156	9:09:32.780
7	<b>1:31.822</b>	+1.723	9:11:04.602
8	<b>1:30.099</b>	-	9:12:34.701
9	<b>1:30.829</b>	+0.730	9:14:05.530
10	<b>1:30.256</b>	+0.157	9:15:35.786

Lap	Lap Tm	Diff	Time of Day
<b>(6) Keith PIPER</b>			

Lap	Lap Tm	Diff	Time of Day
1	-:--		9:01:09.344
2	<b>1:46.760</b>	+15.465	9:02:56.104
3	<b>1:39.085</b>	+7.790	9:04:35.189
4	<b>1:35.224</b>	+3.929	9:06:10.413
5	<b>1:34.728</b>	+3.433	9:07:45.141
6	<b>1:38.289</b>	+6.994	9:09:23.430
7	<b>1:34.273</b>	+2.978	9:10:57.703
8	<b>1:33.179</b>	+1.884	9:12:30.882
9	<b>1:32.614</b>	+1.319	9:14:03.496
10	<b>1:31.295</b>	-	9:15:34.791

Lap	Lap Tm	Diff	Time of Day
<b>(12) Gordon RISELEY</b>			
1	-:--		9:00:56.422
2	<b>1:43.137</b>	+11.720	9:02:39.559
3	<b>1:38.758</b>	+7.341	9:04:18.317
4	<b>1:36.397</b>	+4.980	9:05:54.714
5	<b>1:34.624</b>	+3.207	9:07:29.338
6	<b>1:34.031</b>	+2.614	9:09:03.369
7	<b>1:33.913</b>	+2.496	9:10:37.282
8	<b>1:32.612</b>	+1.195	9:12:09.894
9	<b>1:31.988</b>	+0.571	9:13:41.882
10	<b>1:31.417</b>	-	9:15:13.299

Lap	Lap Tm	Diff	Time of Day
<b>(20) Christopher SCOTT MACKIRDY</b>			
1	-:--		9:01:18.683
2	<b>1:43.983</b>	+12.213	9:03:02.666
3	<b>1:40.217</b>	+8.447	9:04:42.883
4	<b>1:36.648</b>	+4.878	9:06:19.531
5	<b>1:36.534</b>	+4.764	9:07:56.065
6	<b>1:33.659</b>	+1.889	9:09:29.724
7	<b>1:33.671</b>	+1.901	9:11:03.395
8	<b>1:33.505</b>	+1.735	9:12:36.900
9	<b>1:31.770</b>	-	9:14:08.670
10	<b>1:33.014</b>	+1.244	9:15:41.684

Lap	Lap Tm	Diff	Time of Day
<b>(21) Nick MASON</b>			
1	-:--		9:01:04.607
2	<b>1:34.651</b>	-	9:02:39.258

Lap	Lap Tm	Diff	Time of Day
<b>(1) Robert MURRAY</b>			
1	-:--		9:01:06.854
2	<b>1:43.984</b>	+8.135	9:02:50.838
3	<b>1:42.341</b>	+6.492	9:04:33.179
4	<b>1:42.019</b>	+6.170	9:06:15.198
5	<b>1:41.843</b>	+5.994	9:07:57.041
6	<b>1:38.827</b>	+2.978	9:09:35.868
7	<b>1:36.706</b>	+0.857	9:11:12.574
8	<b>1:37.722</b>	+1.873	9:12:50.296
9	<b>1:35.849</b>	-	9:14:26.145
10	<b>1:36.965</b>	+1.116	9:16:03.110

Lap	Lap Tm	Diff	Time of Day
<b>(13) Richard ASHMEAD</b>			
1	-:--		9:01:07.978
2	<b>1:46.822</b>	+9.311	9:02:54.800
3	<b>1:39.323</b>	+1.812	9:04:34.123
4	<b>1:38.953</b>	+1.442	9:06:13.076
5	<b>1:42.712</b>	+5.201	9:07:55.788
6	<b>6:28.672</b>	+4:51.161	9:14:24.460
7	<b>1:37.511</b>	-	9:16:01.971

Lap	Lap Tm	Diff	Time of Day
<b>(34) Edward PINCHARD</b>			
1	-:--		9:01:02.426
2	<b>1:45.085</b>	+7.092	9:02:47.511
3	<b>1:42.255</b>	+4.262	9:04:29.766
4	<b>1:38.182</b>	+0.189	9:06:07.948
5	<b>1:40.607</b>	+2.614	9:07:48.555

# Aston Martin St John Horsfall Meeting

## St John Horsfall Trophy Race

Silverstone National 1.639 Miles

### Qualifying

02/06/2007 09:00

### Qualify (15:00 Time)

Lap	Lap Tm	Diff	Time of Day
6	1:38.143	+0.150	9:09:26.698
7	1:37.993	-	9:11:04.691
8	1:38.868	+0.875	9:12:43.559
9	1:40.410	+2.417	9:14:23.969
10	1:39.575	+1.582	9:16:03.544

#### (32) Angus GRAHAM

Lap	Lap Tm	Diff	Time of Day
1	-:--		9:01:11.501
2	1:49.402	+10.446	9:03:00.903
3	1:43.786	+4.830	9:04:44.689
4	1:40.623	+1.667	9:06:25.312
5	1:40.858	+1.902	9:08:06.170
6	1:41.167	+2.211	9:09:47.337
7	1:40.104	+1.148	9:11:27.441
8	1:39.334	+0.378	9:13:06.775
9	1:39.246	+0.290	9:14:46.021
10	1:38.956	-	9:16:24.977

#### (3) Michael PINCHARD

Lap	Lap Tm	Diff	Time of Day
1	-:--		9:01:03.625
2	1:41.327	+2.353	9:02:44.952
3	1:39.278	+0.304	9:04:24.230
4	1:39.025	+0.051	9:06:03.255
5	1:40.061	+1.087	9:07:43.316
6	1:40.728	+1.754	9:09:24.044
7	1:38.974	-	9:11:03.018
8	1:39.841	+0.867	9:12:42.859
9	1:40.237	+1.263	9:14:23.096
10	1:39.535	+0.561	9:16:02.631

#### (2) Tony RISELEY

Lap	Lap Tm	Diff	Time of Day
1	-:--		9:01:04.421
2	1:55.747	+13.517	9:03:00.168
3	1:45.755	+3.525	9:04:45.923
4	1:43.608	+1.378	9:06:29.531
5	1:42.937	+0.707	9:08:12.468
6	1:44.321	+2.091	9:09:56.789
7	1:44.745	+2.515	9:11:41.534
8	1:43.012	+0.782	9:13:24.546
9	1:42.230	-	9:15:06.776

Lap	Lap Tm	Diff	Time of Day
-----	--------	------	-------------

Lap	Lap Tm	Diff	Time of Day
-----	--------	------	-------------

# Aston Martin St John Horsfall Meeting

St John Horsfall Trophy Race

Silverstone National 1.639 Miles

Race 1


02/06/2007 13:10

Race (15:00 Time)

10  
9  
8  
7  
6  
5  
4  
3  
2  
1

[1:38.974] [3] Michael PINCHARD
<hr/>
<b>19</b> [1:37.993] [34] Edward PINCHARD
<hr/>
<b>17</b> [1:35.849] [1] Robert MURRAY
<hr/>
<b>15</b> [1:31.770] [20] Christopher SCOTT MACKIRDY
<hr/>
<b>13</b> [1:31.295] [6] Keith PIPER
<hr/>
<b>11</b> [1:26.718] [11] Jane VARLEY
<hr/>
<b>9</b> [1:26.188] [9] David OZANNE
<hr/>
<b>7</b> [1:25.735] [28] Richard LAKE
<hr/>
<b>5</b> [1:21.125] [26] Jim CAMPBELL
<hr/>
<b>3</b> [1:17.470] [33] David FREEMAN
<hr/>
<b>1</b>

[1:42.230] [2] Tony RISELEY
<hr/>
<b>20</b> [1:38.956] [32] Angus GRAHAM
<hr/>
<b>18</b> [1:37.511] [13] Richard ASHMEAD
<hr/>
<b>16</b> [1:34.651] [21] Nick MASON
<hr/>
<b>14</b> [1:31.417] [12] Gordon RISELEY
<hr/>
<b>12</b> [1:30.099] [5] Kelvin ROBINSON
<hr/>
<b>10</b> [1:26.200] [17] Holly MASON
<hr/>
<b>8</b> [1:25.821] [24] David TAYLOR
<hr/>
<b>6</b> [1:22.624] [27] Peter DUBSKY
<hr/>
<b>4</b> [1:19.788] [23] Andy BELL
<hr/>
<b>2</b>



## Sunbeam Challenge

Silverstone National 1.639 Miles

## Qualifying

02/06/2007 09:20

## Qualify (15:00 Time)

Pos	No.	Class	Name	Car	Laps	Best Tm	Diff	Best Spd	In Lap	2nd Bes
1	12	AS	Stephen COLBERT	Sunbeam Tiger	13	1:03.912	-	92.321	4	1:04.400
2	23	AS	Jackie COCHRANE	Sunbeam Tiger	8	1:04.526	+0.614	91.442	4	1:05.576
3	81	AS	John FINNEMORE	Sunbeam Tiger	10	1:04.644	+0.732	91.275	9	1:05.471
4	99	AS	Simon JAMES	Sunbeam Tiger	14	1:07.458	+3.546	87.468	8	1:07.666
5	93	AS	David SMALLRIDGE	Sunbeam Tiger	13	1:09.355	+5.443	85.075	7	1:09.884
6	20	AS	Tristan BRADFIELD	Sunbeam Tiger	13	1:12.293	+8.381	81.618	8	1:12.293
7	10	AS	Andrew YATES	Sunbeam Tiger	13	1:12.781	+8.869	81.071	10	1:13.327
8	35	AS	Paul CLAYSON	Sunbeam Tiger	13	1:12.948	+9.036	80.885	4	1:14.198
9	27	BS	Christopher DRAYCOTT	Sunbeam Alpine Series 5	13	1:14.933	+11.021	78.742	11	1:15.242
10	6	AS	Edmund CASSIDY	Sunbeam Tiger	9	1:15.362	+11.450	78.294	4	1:16.751
11	9	BS	Bryn GRIFFITHS	Sunbeam Alpine	11	1:16.932	+13.020	76.696	11	1:17.767
12	82	BS	Steve BEIGHTON	Sunbeam Alpine	10	1:18.153	+14.241	75.498	10	1:19.689
13	83	AS	Andrew DAVENALL	Sunbeam Tiger	12	1:18.785	+14.873	74.892	10	1:18.928
14	85	BS	Stephen CHAPMAN	Sunbeam Harrington	10	1:32.021	+28.109	64.120	4	1:32.241

## Announcements

CAR 27 PLEASE CHECK TRANSPONDER CONNECTIONS

# Aston Martin St John Horsfall Meeting

## Sunbeam Challenge

## Silverstone National 1.639 Miles

### Qualifying

02/06/2007 09:20

### Qualify (15:00 Time)

Lap	Lap Tm	Diff	Time of Day
<b>(12) Stephen COLBERT</b>			
1	-:--		9:21:21.753
2	<b>1:08.801</b>	+4.889	9:22:30.554
3	<b>1:06.380</b>	+2.468	9:23:36.934
4	<b>1:03.912</b>	-	9:24:40.846
5	<b>1:06.102</b>	+2.190	9:25:46.948
6	<b>1:09.518</b>	+5.606	9:26:56.466
7	<b>1:04.889</b>	+0.977	9:28:01.355
8	<b>1:08.229</b>	+4.317	9:29:09.584
9	<b>1:07.216</b>	+3.304	9:30:16.800
10	<b>1:08.127</b>	+4.215	9:31:24.927
11	<b>1:05.616</b>	+1.704	9:32:30.543
12	<b>1:08.687</b>	+4.775	9:33:39.230
13	<b>1:04.400</b>	+0.488	9:34:43.630

<b>(23) Jackie COCHRANE</b>			
1	-:--		9:21:23.901
2	<b>1:08.613</b>	+4.087	9:22:32.514
3	<b>1:05.704</b>	+1.178	9:23:38.218
4	<b>1:04.526</b>	-	9:24:42.744
5	<b>1:05.587</b>	+1.061	9:25:48.331
6	<b>1:06.146</b>	+1.620	9:26:54.477
7	<b>1:06.837</b>	+2.311	9:28:01.314
8	<b>1:05.576</b>	+1.050	9:29:06.890

<b>(81) John FINNEMORE</b>			
1	-:--		9:21:19.877
2	<b>1:08.306</b>	+3.662	9:22:28.183
3	<b>1:06.429</b>	+1.785	9:23:34.612
4	<b>1:05.613</b>	+0.969	9:24:40.225
5	<b>1:05.809</b>	+1.165	9:25:46.034
6	<b>1:08.294</b>	+3.650	9:26:54.328
7	<b>1:06.634</b>	+1.990	9:28:00.962
8	<b>1:05.743</b>	+1.099	9:29:06.705
9	<b>1:04.644</b>	-	9:30:11.349
10	<b>1:05.471</b>	+0.827	9:31:16.820

<b>(99) Simon JAMES</b>			
1	-:--		9:21:33.614
2	<b>1:11.064</b>	+3.606	9:22:44.678
3	<b>1:09.125</b>	+1.667	9:23:53.803
4	<b>1:09.114</b>	+1.656	9:25:02.917
5	<b>1:08.260</b>	+0.802	9:26:11.177
6	<b>1:08.632</b>	+1.174	9:27:19.809
7	<b>1:08.246</b>	+0.788	9:28:28.055
8	<b>1:07.458</b>	-	9:29:35.513
9	<b>1:07.823</b>	+0.365	9:30:43.336
10	<b>1:08.374</b>	+0.916	9:31:51.710
11	<b>1:07.666</b>	+0.208	9:32:59.376
12	<b>1:07.735</b>	+0.277	9:34:07.111
13	<b>1:09.504</b>	+2.046	9:35:16.615
14	<b>1:18.553</b>	+11.095	9:36:35.168

<b>(93) David SMALLRIDGE</b>			
1	-:--		9:21:15.642
2	<b>1:21.849</b>	+12.494	9:22:37.491
3	<b>1:13.437</b>	+4.082	9:23:50.928
4	<b>1:13.057</b>	+3.702	9:25:03.985
5	<b>1:09.926</b>	+0.571	9:26:13.911
6	<b>1:09.986</b>	+0.631	9:27:23.897
7	<b>1:09.355</b>	-	9:28:33.252
8	<b>1:10.279</b>	+0.924	9:29:43.531
9	<b>1:10.099</b>	+0.744	9:30:53.630
10	<b>1:10.157</b>	+0.802	9:32:03.787
11	<b>1:09.884</b>	+0.529	9:33:13.671

Lap	Lap Tm	Diff	Time of Day
12	<b>1:10.263</b>	+0.908	9:34:23.934
13	<b>1:10.750</b>	+1.395	9:35:34.684

<b>(20) Tristan BRADFIELD</b>			
1	-:--		9:21:21.012
2	<b>1:21.293</b>	+9.000	9:22:42.305
3	<b>1:15.505</b>	+3.212	9:23:57.810
4	<b>1:14.343</b>	+2.050	9:25:12.153
5	<b>1:14.174</b>	+1.881	9:26:26.327
6	<b>1:12.993</b>	+0.700	9:27:39.320
7	<b>1:13.314</b>	+1.021	9:28:52.634
8	<b>1:12.293</b>	-	9:30:04.927
9	<b>1:13.254</b>	+0.961	9:31:18.181
10	<b>1:13.404</b>	+1.111	9:32:31.585
11	<b>1:13.973</b>	+1.680	9:33:45.558
12	<b>1:12.982</b>	+0.689	9:34:58.540
13	<b>1:12.293</b>	-	9:36:10.833

<b>(10) Andrew YATES</b>			
1	-:--		9:21:02.358
2	<b>1:25.660</b>	+12.879	9:22:28.018
3	<b>1:20.698</b>	+7.917	9:23:48.716
4	<b>1:21.910</b>	+9.129	9:25:10.626
5	<b>1:20.825</b>	+8.044	9:26:31.451
6	<b>1:20.948</b>	+8.167	9:27:52.399
7	<b>1:19.020</b>	+6.239	9:29:11.419
8	<b>1:14.681</b>	+1.900	9:30:26.100
9	<b>1:13.327</b>	+0.546	9:31:39.427
10	<b>1:12.781</b>	-	9:32:52.208
11	<b>1:14.815</b>	+2.034	9:34:07.023
12	<b>1:14.366</b>	+1.585	9:35:21.389
13	<b>1:16.129</b>	+3.348	9:36:37.518

<b>(35) Paul CLAYSON</b>			
1	-:--		9:21:21.761
2	<b>1:27.662</b>	+14.714	9:22:49.423
3	<b>1:15.736</b>	+2.788	9:24:05.159
4	<b>1:12.948</b>	-	9:25:18.107
5	<b>1:14.815</b>	+1.867	9:26:32.922
6	<b>1:14.198</b>	+1.250	9:27:47.120
7	<b>1:14.868</b>	+1.920	9:29:01.988
8	<b>1:14.976</b>	+2.028	9:30:16.964
9	<b>1:15.589</b>	+2.641	9:31:32.553
10	<b>1:14.272</b>	+1.324	9:32:46.825
11	<b>1:14.303</b>	+1.355	9:34:01.128
12	<b>1:14.371</b>	+1.423	9:35:15.499
13	<b>1:21.053</b>	+8.105	9:36:36.552

<b>(27) Christopher DRAYCOTT</b>			
1	-:--		9:21:12.820
2	<b>1:21.691</b>	+6.758	9:22:34.511
3	<b>1:18.119</b>	+3.186	9:23:52.630
4	<b>1:19.689</b>	+4.756	9:25:12.319
5	<b>1:21.046</b>	+6.113	9:26:33.365
6	<b>1:16.794</b>	+1.861	9:27:50.159
7	<b>1:15.394</b>	+0.461	9:29:05.553
8	<b>1:17.728</b>	+2.795	9:30:23.281
9	<b>1:15.593</b>	+0.660	9:31:38.874
10	<b>1:16.088</b>	+1.155	9:32:54.962
11	<b>1:14.933</b>	-	9:34:09.895
12	<b>1:15.242</b>	+0.309	9:35:25.137
13	<b>1:18.290</b>	+3.357	9:36:43.427

<b>(6) Edmund CASSIDY</b>			
1	-:--		9:21:20.133
2	<b>1:28.792</b>	+13.430	9:22:48.925

Lap	Lap Tm	Diff	Time of Day
3	<b>1:18.525</b>	+3.163	9:24:07.450
4	<b>1:15.362</b>	-	9:25:22.812
5	<b>1:16.751</b>	+1.389	9:26:39.563
6	<b>1:21.642</b>	+6.280	9:28:01.205
7	<b>1:18.641</b>	+3.279	9:29:19.846
8	<b>1:22.415</b>	+7.053	9:30:42.261
9	<b>1:25.135</b>	+9.773	9:32:07.396

<b>(9) Bryn GRIFFITHS</b>			
1	-:--		9:21:30.362
2	<b>1:26.227</b>	+9.295	9:22:56.589
3	<b>1:24.945</b>	+8.013	9:24:21.534
4	<b>1:22.206</b>	+5.274	9:25:43.740
5	<b>1:20.838</b>	+3.906	9:27:04.578
6	<b>1:18.314</b>	+1.382	9:28:22.892
7	<b>1:18.113</b>	+1.181	9:29:41.005
8	<b>1:17.767</b>	+0.835	9:30:58.772
9	<b>1:30.132</b>	+13.200	9:32:28.904
10	<b>1:17.874</b>	+0.942	9:33:46.778
11	<b>1:16.932</b>	-	9:35:03.710

<b>(82) Steve BEIGHTON</b>			
1	-:--		9:21:39.717
2	<b>1:27.173</b>	+9.020	9:23:06.890
3	<b>1:22.580</b>	+4.427	9:24:29.470
4	<b>1:21.037</b>	+2.884	9:25:50.507
5	<b>1:19.689</b>	+1.536	9:27:10.196
6	<b>1:20.138</b>	+1.985	9:28:30.334
7	<b>1:19.951</b>	+1.798	9:29:50.285
8	<b>1:20.180</b>	+2.027	9:31:10.465
9	<b>1:20.106</b>	+1.953	9:32:30.571
10	<b>1:18.153</b>	-	9:33:48.724

<b>(83) Andrew DAVENALL</b>			
1	-:--		9:21:35.487
2	<b>1:27.490</b>	+8.705	9:23:02.977
3	<b>1:24.058</b>	+5.273	9:24:27.035
4	<b>1:22.672</b>	+3.887	9:25:49.707
5	<b>1:20.913</b>	+2.128	9:27:10.620
6	<b>1:22.004</b>	+3.219	9:28:32.624
7	<b>1:19.827</b>	+1.042	9:29:52.451
8	<b>1:18.928</b>	+0.143	9:31:11.379
9	<b>1:22.060</b>	+3.275	9:32:33.439
10	<b>1:18.785</b>	-	9:33:52.224
11	<b>1:22.781</b>	+3.996	9:35:15.005
12	<b>1:23.055</b>	+4.270	9:36:38.060

<b>(85) Stephen CHAPMAN</b>			
1	-:--		9:21:15.992
2	<b>1:40.527</b>	+8.506	9:22:56.519
3	<b>1:32.241</b>	+0.220	9:24:28.760
4	<b>1:32.021</b>	-	9:26:00.781
5	<b>1:32.389</b>	+0.368	9:27:33.170
6	<b>1:34.081</b>	+2.060	9:29:07.251
7	<b>1:33.390</b>	+1.369	9:30:40.641
8	<b>1:32.496</b>	+0.475	9:32:13.137
9	<b>1:33.574</b>	+1.553	9:33:46.711
10	<b>1:37.285</b>	+5.264	9:35:23.996

# Aston Martin St John Horsfall Meeting

Sunbeam Challenge

Silverstone National 1.639 Miles

Race 2

02/06/2007 13:40

Race (15:00 Time)

7  
6  
5  
4  
3  
2  
1

[1:18.785] [83] Andrew DAVENALL
<hr/>
13 [1:16.932] [9] Bryn GRIFFITHS
<hr/>
11 [1:14.933] [27] Christopher DRAYCOTT
<hr/>
9 [1:12.781] [10] Andrew YATES
<hr/>
7 [1:09.355] [93] David SMALLRIDGE
<hr/>
5 [1:04.644] [81] John FINNEMORE
<hr/>
3 [1:03.912] [12] Stephen COLBERT
<hr/>
1

[1:32.021] [85] Stephen CHAPMAN
<hr/>
14 [1:18.153] [82] Steve BEIGHTON
<hr/>
12 [1:15.362] [6] Edmund CASSIDY
<hr/>
10 [1:12.948] [35] Paul CLAYSON
<hr/>
8 [1:12.293] [20] Tristan BRADFIELD
<hr/>
6 [1:07.458] [99] Simon JAMES
<hr/>
4 [1:04.526] [23] Jackie COCHRANE
<hr/>
2





AMOC UBS Aston Martin - Classic

Silverstone National 1.639 Miles

Qualifying

02/06/2007 09:43

Qualify (15:00 Time)

Pos	No.	Class	Name	Car	Laps	Best Tm	Diff	Best Spd	In Lap	2nd Best
1	5	UBS B3	Charlie KEMP	Aston Martin DB4	9	1:06.456	-	88.787	3	1:06.496
2	77	UBS B3	Pete FOSTER	Aston Martin DB4	12	1:07.635	+1.179	87.239	10	1:08.068
3	3	UBS C3	Christopher SCRAGG	Aston Martin V8	14	1:07.713	+1.257	87.138	7	1:08.697
4	24	UBS B3	John GOLDSMITH	Aston Martin DB6	10	1:07.771	+1.315	87.064	4	1:08.204
5	53	UBS B3	Martin BREWER	Aston Martin DB5	10	1:08.245	+1.789	86.459	4	1:08.272
6	79	UBS B3	Conor O'BRIEN	Aston Martin DB4	12	1:09.575	+3.119	84.806	5	1:09.924
7	14	UBS C3	Paul HIPWELL	Aston Martin V8	12	1:10.320	+3.864	83.908	9	1:10.394
8	67	UBS B3	John LOCK	Aston Martin DB4 Vantaç	13	1:10.567	+4.111	83.614	11	1:10.790
9	42	UBS E2	David SCOTT	Aston Martin N24 Vantaç	11	1:12.206	+5.750	81.716	10	1:12.338
10	19	UBS B2	Robert RAWE	Aston Martin DB4	11	1:12.645	+6.189	81.222	5	1:13.066
11	52	UBS B2	Karsten LE BLANC	Aston Martin DB4	11	1:12.960	+6.504	80.872	7	1:13.186
12	57	UBS C2	David SUCH	Aston Martin V8	11	1:13.575	+7.119	80.196	5	1:13.607
13	15	UBS C2	Geoffrey LEWIS	Aston Martin V8	11	1:13.707	+7.251	80.052	10	1:14.392
14	66	UBS B2	Robert MACVICAR	Aston Martin DB4	12	1:14.449	+7.993	79.254	10	1:15.287
15	73	UBS C2	Martin WRIGHT	Aston Martin DBS V8	5	1:15.956	+9.500	77.682	3	1:16.127
16	17	UBS I	Robin REED	Aston Martin DBS	5	1:22.329	+15.873	71.669	3	1:25.136
17	97	UBS I	Clive HIPWELL	Aston Martin DBS V8	9	1:33.086	+26.630	63.387	7	1:34.833

# Aston Martin St John Horsfall Meeting

AMOC UBS Aston Martin - Classic

Silverstone National 1.639 Miles

Qualifying

02/06/2007 09:43

Qualify (15:00 Time)

Lap	Lap Tm	Diff	Time of Day
<b>(5) Charlie KEMP</b>			
1	-:--		9:44:57.257
2	<b>1:09.993</b>	+3.537	9:46:07.250
3	<b>1:06.456</b>	-	9:47:13.706
4	<b>1:06.526</b>	+0.070	9:48:20.232
5	<b>1:07.250</b>	+0.794	9:49:27.482
6	<b>4:28.110</b>	+3:21.654	9:53:55.592
7	<b>1:06.496</b>	+0.040	9:55:02.088
8	<b>1:06.576</b>	+0.120	9:56:08.664
9	<b>1:06.648</b>	+0.192	9:57:15.312

Lap	Lap Tm	Diff	Time of Day
<b>(77) Pete FOSTER</b>			
1	-:--		9:45:08.015
2	<b>1:17.557</b>	+9.922	9:46:25.572
3	<b>1:12.085</b>	+4.450	9:47:37.657
4	<b>1:09.399</b>	+1.764	9:48:47.056
5	<b>1:10.162</b>	+2.527	9:49:57.218
6	<b>1:10.372</b>	+2.737	9:51:07.590
7	<b>1:09.678</b>	+2.043	9:52:17.268
8	<b>1:08.412</b>	+0.777	9:53:25.680
9	<b>1:08.068</b>	+0.433	9:54:33.748
10	<b>1:07.635</b>	-	9:55:41.383
11	<b>1:08.315</b>	+0.680	9:56:49.698
12	<b>1:11.491</b>	+3.856	9:58:01.189

Lap	Lap Tm	Diff	Time of Day
<b>(3) Christopher SCRAGG</b>			
1	-:--		9:44:58.655
2	<b>1:13.935</b>	+6.222	9:46:12.590
3	<b>1:10.772</b>	+3.059	9:47:23.362
4	<b>1:09.168</b>	+1.455	9:48:32.530
5	<b>1:08.735</b>	+1.022	9:49:41.265
6	<b>1:09.012</b>	+1.299	9:50:50.277
7	<b>1:07.713</b>	-	9:51:57.990
8	<b>1:08.820</b>	+1.107	9:53:06.810
9	<b>1:08.752</b>	+1.039	9:54:15.562
10	<b>1:09.378</b>	+1.665	9:55:24.940
11	<b>1:08.697</b>	+0.984	9:56:33.637
12	<b>1:09.077</b>	+1.364	9:57:42.714
13	<b>1:09.051</b>	+1.338	9:58:51.765
14	<b>1:13.094</b>	+5.381	10:00:04.859

Lap	Lap Tm	Diff	Time of Day
<b>(24) John GOLDSMITH</b>			
1	-:--		9:45:22.883
2	<b>1:17.283</b>	+9.512	9:46:40.166
3	<b>1:08.204</b>	+0.433	9:47:48.370
4	<b>1:07.771</b>	-	9:48:56.141
5	<b>1:09.267</b>	+1.496	9:50:05.408
6	<b>1:08.944</b>	+1.173	9:51:14.352
7	<b>1:08.837</b>	+1.066	9:52:23.189
8	<b>1:09.598</b>	+1.827	9:53:32.787
9	<b>1:10.204</b>	+2.433	9:54:42.991
10	<b>1:10.484</b>	+2.713	9:55:53.475

Lap	Lap Tm	Diff	Time of Day
<b>(53) Martin BREWER</b>			
1	-:--		9:44:58.140
2	<b>1:11.902</b>	+3.657	9:46:10.042
3	<b>1:08.272</b>	+0.027	9:47:18.314
4	<b>1:08.245</b>	-	9:48:26.559
5	<b>1:08.804</b>	+0.559	9:49:35.363
6	<b>1:08.930</b>	+0.685	9:50:44.293
7	<b>1:09.566</b>	+1.321	9:51:53.859
8	<b>1:10.733</b>	+2.488	9:53:04.592
9	<b>1:11.819</b>	+3.574	9:54:16.411
10	<b>1:09.582</b>	+1.337	9:55:25.993

Lap	Lap Tm	Diff	Time of Day
<b>(79) Conor O'BRIEN</b>			
1	-:--		9:45:00.904
2	<b>1:15.012</b>	+5.437	9:46:15.916
3	<b>1:09.924</b>	+0.349	9:47:25.840
4	<b>1:10.198</b>	+0.623	9:48:36.038
5	<b>1:09.575</b>	-	9:49:45.613
6	<b>1:26.129</b>	+16.554	9:51:11.742
7	<b>1:11.182</b>	+1.607	9:52:22.924
8	<b>1:10.713</b>	+1.138	9:53:33.637
9	<b>1:10.858</b>	+1.283	9:54:44.495
10	<b>1:10.339</b>	+0.764	9:55:54.834
11	<b>1:11.129</b>	+1.554	9:57:05.963
12	<b>1:10.505</b>	+0.930	9:58:16.468

Lap	Lap Tm	Diff	Time of Day
<b>(14) Paul HIPWELL</b>			
1	-:--		9:45:07.088
2	<b>1:24.334</b>	+14.014	9:46:31.422
3	<b>1:12.938</b>	+2.618	9:47:44.360
4	<b>1:10.812</b>	+0.492	9:48:55.172
5	<b>1:11.160</b>	+0.840	9:50:06.332
6	<b>1:10.675</b>	+0.355	9:51:17.007
7	<b>1:14.011</b>	+3.691	9:52:31.018
8	<b>1:11.238</b>	+0.918	9:53:42.256
9	<b>1:10.320</b>	-	9:54:52.576
10	<b>1:10.394</b>	+0.074	9:56:02.970
11	<b>1:11.215</b>	+0.895	9:57:14.185
12	<b>1:13.856</b>	+3.536	9:58:28.041

Lap	Lap Tm	Diff	Time of Day
<b>(67) John LOCK</b>			
1	-:--		9:45:20.724
2	<b>1:23.397</b>	+12.830	9:46:44.121
3	<b>1:14.421</b>	+3.854	9:47:58.542
4	<b>1:11.644</b>	+1.077	9:49:10.186
5	<b>1:11.675</b>	+1.108	9:50:21.861
6	<b>1:12.246</b>	+1.679	9:51:34.107
7	<b>1:10.790</b>	+0.223	9:52:44.897
8	<b>1:12.021</b>	+1.454	9:53:56.918
9	<b>1:11.077</b>	+0.510	9:55:07.995
10	<b>1:11.759</b>	+1.192	9:56:19.754
11	<b>1:10.567</b>	-	9:57:30.321
12	<b>1:11.764</b>	+1.197	9:58:42.085
13	<b>1:13.272</b>	+2.705	9:59:55.357

Lap	Lap Tm	Diff	Time of Day
<b>(42) David SCOTT</b>			
1	-:--		9:45:26.566
2	<b>1:26.798</b>	+14.592	9:46:53.364
3	<b>1:19.285</b>	+7.079	9:48:12.649
4	<b>1:14.685</b>	+2.479	9:49:27.334
5	<b>1:13.211</b>	+1.005	9:50:40.545
6	<b>1:14.412</b>	+2.206	9:51:54.957
7	<b>1:14.419</b>	+2.213	9:53:09.376
8	<b>1:12.546</b>	+0.340	9:54:21.922
9	<b>1:12.338</b>	+0.132	9:55:34.260
10	<b>1:12.206</b>	-	9:56:46.466
11	<b>1:15.181</b>	+2.975	9:58:01.647

Lap	Lap Tm	Diff	Time of Day
<b>(19) Robert RAWE</b>			
1	-:--		9:45:21.227
2	<b>1:22.268</b>	+9.623	9:46:43.495
3	<b>1:14.674</b>	+2.029	9:47:58.169
4	<b>1:14.317</b>	+1.672	9:49:12.486
5	<b>1:12.645</b>	-	9:50:25.131
6	<b>1:13.684</b>	+1.039	9:51:38.815
7	<b>1:13.404</b>	+0.759	9:52:52.219
8	<b>1:13.420</b>	+0.775	9:54:05.639
9	<b>1:13.066</b>	+0.421	9:55:18.705

Lap	Lap Tm	Diff	Time of Day
10	<b>1:13.858</b>	+1.213	9:56:32.563
11	<b>1:13.244</b>	+0.599	9:57:45.807

Lap	Lap Tm	Diff	Time of Day
<b>(52) Karsten LE BLANC</b>			
1	-:--		9:45:21.629
2	<b>1:23.304</b>	+10.344	9:46:44.933
3	<b>1:17.644</b>	+4.684	9:48:02.577
4	<b>1:16.963</b>	+4.003	9:49:19.540
5	<b>1:14.737</b>	+1.777	9:50:34.277
6	<b>1:13.414</b>	+0.454	9:51:47.691
7	<b>1:12.960</b>	-	9:53:00.651
8	<b>1:14.814</b>	+1.854	9:54:15.465
9	<b>1:16.465</b>	+3.505	9:55:31.930
10	<b>1:13.186</b>	+0.226	9:56:45.116
11	<b>1:15.171</b>	+2.211	9:58:00.287

Lap	Lap Tm	Diff	Time of Day
<b>(57) David SUCH</b>			
1	-:--		9:45:21.296
2	<b>1:25.519</b>	+11.944	9:46:46.815
3	<b>1:16.321</b>	+2.746	9:48:03.136
4	<b>1:14.176</b>	+0.601	9:49:17.312
5	<b>1:13.575</b>	-	9:50:30.887
6	<b>1:15.232</b>	+1.657	9:51:46.119
7	<b>1:13.846</b>	+0.271	9:52:59.965
8	<b>1:14.835</b>	+1.260	9:54:14.800
9	<b>1:14.005</b>	+0.430	9:55:28.805
10	<b>1:13.607</b>	+0.032	9:56:42.412
11	<b>1:14.064</b>	+0.489	9:57:56.476

Lap	Lap Tm	Diff	Time of Day
<b>(15) Geoffrey LEWIS</b>			
1	-:--		9:45:19.838
2	<b>1:22.647</b>	+8.940	9:46:42.485
3	<b>1:14.748</b>	+1.041	9:47:57.233
4	<b>1:14.392</b>	+0.685	9:49:11.625
5	<b>1:15.504</b>	+1.797	9:50:27.129
6	<b>1:15.679</b>	+1.972	9:51:42.808
7	<b>1:15.166</b>	+1.459	9:52:57.974
8	<b>1:14.908</b>	+1.201	9:54:12.882
9	<b>1:14.788</b>	+1.081	9:55:27.670
10	<b>1:13.707</b>	-	9:56:41.377
11	<b>1:14.446</b>	+0.739	9:57:55.823

Lap	Lap Tm	Diff	Time of Day
<b>(66) Robert MACVICAR</b>			
1	-:--		9:45:18.405
2	<b>1:23.269</b>	+8.820	9:46:41.674
3	<b>1:21.407</b>	+6.958	9:48:03.081
4	<b>1:18.105</b>	+3.656	9:49:21.186
5	<b>1:17.368</b>	+2.919	9:50:38.554
6	<b>1:16.979</b>	+2.530	9:51:55.533
7	<b>1:17.412</b>	+2.963	9:53:12.945
8	<b>1:15.287</b>	+0.838	9:54:28.232
9	<b>1:15.421</b>	+0.972	9:55:43.653
10	<b>1:14.449</b>	-	9:56:58.102
11	<b>1:18.032</b>	+3.583	9:58:16.134
12	<b>1:18.047</b>	+3.598	9:59:34.181

Lap	Lap Tm	Diff	Time of Day
<b>(73) Martin WRIGHT</b>			
1	-:--		9:45:07.733
2	<b>1:24.508</b>	+8.552	9:46:32.241
3	<b>1:15.956</b>	-	9:47:48.197
4	<b>1:16.127</b>	+0.171	9:49:04.324
5	<b>1:17.588</b>	+1.632	9:50:21.912

Lap	Lap Tm	Diff	Time of Day
<b>(17) Robin REED</b>			
1	-:--		9:45:26.972
2	<b>1:27.139</b>	+4.810	9:46:54.111

# Aston Martin St John Horsfall Meeting

AMOC UBS Aston Martin - Classic

Silverstone National 1.639 Miles

Qualifying

02/06/2007 09:43

Qualify (15:00 Time)

Lap	Lap Tm	Diff	Time of Day
3	<u>1:22.329</u>	-	9:48:16.440
4	1:25.181	+2.852	9:49:41.621
5	1:25.136	+2.807	9:51:06.757

(97) Clive HIPWELL

1	-:---		9:45:24.017
2	<u>1:39.617</u>	+6.531	9:47:03.634
3	1:35.770	+2.684	9:48:39.404
4	1:34.833	+1.747	9:50:14.237
5	1:37.556	+4.470	9:51:51.793
6	1:35.640	+2.554	9:53:27.433
7	<u>1:33.086</u>	-	9:55:00.519
8	1:36.204	+3.118	9:56:36.723
9	1:36.563	+3.477	9:58:13.286

Lap	Lap Tm	Diff	Time of Day
-----	--------	------	-------------

Lap	Lap Tm	Diff	Time of Day
-----	--------	------	-------------

# Aston Martin St John Horsfall Meeting

AMOC UBS Aston Martin - Classic

Silverstone National 1.639 Miles

Race 3

02/06/2007 14:10

Race (15:00 Time)

9  
8  
7  
6  
5  
4  
3  
2  
1

[1:33.086] [97] Clive HIPWELL
<hr/>
<b>17</b> [1:15.956] [73] Martin WRIGHT
<hr/>
<b>15</b> [1:13.707] [15] Geoffrey LEWIS
<hr/>
<b>13</b> [1:12.960] [52] Karsten LE BLANC
<hr/>
<b>11</b> [1:12.206] [42] David SCOTT
<hr/>
<b>9</b> [1:10.320] [14] Paul HIPWELL
<hr/>
<b>7</b> [1:08.245] [53] Martin BREWER
<hr/>
<b>5</b> [1:07.713] [3] Christopher SCRAGG
<hr/>
<b>3</b> [1:06.456] [5] Charlie KEMP
<hr/>
<b>1</b>

[1:22.329] [17] Robin REED
<hr/>
<b>16</b> [1:14.449] [66] Robert MACVICAR
<hr/>
<b>14</b> [1:13.575] [57] David SUCH
<hr/>
<b>12</b> [1:12.645] [19] Robert RAWE
<hr/>
<b>10</b> [1:10.567] [67] John LOCK
<hr/>
<b>8</b> [1:09.575] [79] Conor O'BRIEN
<hr/>
<b>6</b> [1:07.771] [24] John GOLDSMITH
<hr/>
<b>4</b> [1:07.635] [77] Pete FOSTER
<hr/>
<b>2</b>



Rawles Motorsport Austin Healey Club

Silverstone National 1.639 Miles

Qualifying

02/06/2007 10:05

Qualify (15:00 Time)

Pos	No.	Class	Name	Car	Laps	Best Tm	Diff	Best Spd	In Lap	2nd Bes
1	1	HEALEY E	Marc CAMPFIELD	Austin Healey Frogeye S	8	1:08.963	-	85.559	8	1:09.155
2	50	HEALEY B	David SMITHIES	Austin Healey 3000	14	1:10.141	+1.178	84.122	14	1:10.160
3	57	HEALEY E	Robin LACKFORD	Austin Healey Frogeye S	13	1:10.743	+1.780	83.406	10	1:11.764
4	64	HEALEY D	Ian HULETT	Austin Healey Sprite	11	1:10.790	+1.827	83.351	11	1:10.934
5	16	HEALEY B	Eric WOOLLEY	Austin Healey Sebring	13	1:11.233	+2.270	82.832	5	1:11.376
6	52	HEALEY B	Hugo HOLLAND-BOSWOF	Austin Healey 3000 Mk I	13	1:11.576	+2.613	82.435	10	1:11.706
7	98	HEALEY B	Paul CAMPFIELD	Austin Healey 3000 MK I	12	1:11.763	+2.800	82.221	6	1:11.946
8	9	HEALEY E	Patrick HARRIS	Austin Healey Frogeye S	13	1:11.883	+2.920	82.083	12	1:12.129
9	20	HEALEY E	Anthony BOLTON	Austin Healey Sebring Sp	13	1:11.915	+2.952	82.047	12	1:12.221
10	8	HEALEY D	John HARRIS	Austin Healey Sprite	13	1:13.174	+4.211	80.635	12	1:14.337
11	54	HEALEY D	Xavier SANZ DE ACEDO	Austin Healey Sprite Mkl	13	1:14.392	+5.429	79.315	10	1:14.395
12	7	HEALEY B	Jeremy COOKE	Austin Healey 3000	13	1:14.616	+5.653	79.077	8	1:14.916
13	36	HEALEY D	Stuart BRAMLEY	Austin Healey Frogeye S	11	1:15.271	+6.308	78.389	5	1:15.664
14	4	HEALEY C	Mark LISTER	Austin Healey Sprite Mk	12	1:16.104	+7.141	77.531	6	1:16.786
15	38	HEALEY B	David BAINBRIDGE	Austin Healey MK III	12	1:16.658	+7.695	76.970	12	1:16.918
16	22	HEALEY D	David JENKINS	Austin Healey Frogeye S	12	1:18.984	+10.021	74.704	6	1:20.035
17	90	HEALEY C	Jim MACKIE	Austin Healey Sprite	11	1:23.543	+14.580	70.627	9	1:23.998
18	34	HEALEY G	Nigel ADAMS	Austin Healey Sprite	11	1:26.056	+17.093	68.565	11	1:26.199
19	44	HEALEY A	Mike THORNE	Austin Healey 100M	4	1:31.259	+22.296	64.656	3	1:32.904
20	11	HEALEY C	James PRIOR	Austin Healey Sprite	10	1:31.587	+22.624	64.424	9	1:33.051
21	26	HEALEY C	Brian BEDFORD	Austin Healey Sprite MKI	1	-:--	-	-	1	-:--

# Aston Martin St John Horsfall Meeting

Rawles Motorsport Austin Healey Club

Silverstone National 1.639 Miles

Qualifying

02/06/2007 10:05

Qualify (15:00 Time)

Lap	Lap Tm	Diff	Time of Day
<b>(1) Marc CAMPFIELD</b>			
1	-:--		10:02:31.003
2	<b>1:11.658</b>	+2.695	10:03:42.661
3	<b>1:10.908</b>	+1.945	10:04:53.569
4	<b>1:09.369</b>	+0.406	10:06:02.938
5	<b>1:09.630</b>	+0.667	10:07:12.568
6	<b>1:09.419</b>	+0.456	10:08:21.987
7	<b>1:09.155</b>	+0.192	10:09:31.142
8	<b>1:08.963</b>	-	10:10:40.105

Lap	Lap Tm	Diff	Time of Day
<b>(50) David SMITHIES</b>			
1	-:--		10:02:30.135
2	<b>1:11.795</b>	+1.654	10:03:41.930
3	<b>1:10.740</b>	+0.599	10:04:52.670
4	<b>1:11.553</b>	+1.412	10:06:04.223
5	<b>1:10.182</b>	+0.041	10:07:14.405
6	<b>1:10.160</b>	+0.019	10:08:24.565
7	<b>1:10.164</b>	+0.023	10:09:34.729
8	<b>1:10.313</b>	+0.172	10:10:45.042
9	<b>1:11.292</b>	+1.151	10:11:56.334
10	<b>1:10.593</b>	+0.452	10:13:06.927
11	<b>1:10.655</b>	+0.514	10:14:17.582
12	<b>1:11.104</b>	+0.963	10:15:28.686
13	<b>1:10.596</b>	+0.455	10:16:39.282
14	<b>1:10.141</b>	-	10:17:49.423

Lap	Lap Tm	Diff	Time of Day
<b>(57) Robin LACKFORD</b>			
1	-:--		10:03:03.572
2	<b>1:29.737</b>	+18.994	10:04:33.309
3	<b>1:19.023</b>	+8.280	10:05:52.332
4	<b>1:13.410</b>	+2.667	10:07:05.742
5	<b>1:11.764</b>	+1.021	10:08:17.506
6	<b>1:12.445</b>	+1.702	10:09:29.951
7	<b>1:12.362</b>	+1.619	10:10:42.313
8	<b>1:12.350</b>	+1.607	10:11:54.663
9	<b>1:13.085</b>	+2.342	10:13:07.748
10	<b>1:10.743</b>	-	10:14:18.491
11	<b>1:13.504</b>	+2.761	10:15:31.995
12	<b>1:12.381</b>	+1.638	10:16:44.376
13	<b>1:12.029</b>	+1.286	10:17:56.405

Lap	Lap Tm	Diff	Time of Day
<b>(64) Ian HULETT</b>			
1	-:--		10:02:43.226
2	<b>1:18.834</b>	+8.044	10:04:02.060
3	<b>1:14.695</b>	+3.905	10:05:16.755
4	<b>1:11.953</b>	+1.163	10:06:28.708
5	<b>1:12.036</b>	+1.246	10:07:40.744
6	<b>1:11.662</b>	+0.872	10:08:52.406
7	<b>1:11.494</b>	+0.704	10:10:03.900
8	<b>1:11.268</b>	+0.478	10:11:15.168
9	<b>1:11.558</b>	+0.768	10:12:26.726
10	<b>1:10.934</b>	+0.144	10:13:37.660
11	<b>1:10.790</b>	-	10:14:48.450

Lap	Lap Tm	Diff	Time of Day
<b>(16) Eric WOOLLEY</b>			
1	-:--		10:02:57.275
2	<b>1:22.094</b>	+10.861	10:04:19.369
3	<b>1:13.471</b>	+2.238	10:05:32.840
4	<b>1:12.079</b>	+0.846	10:06:44.919
5	<b>1:11.233</b>	-	10:07:56.152
6	<b>1:13.362</b>	+2.129	10:09:09.514
7	<b>1:12.504</b>	+1.271	10:10:22.018
8	<b>1:11.376</b>	+0.143	10:11:33.394
9	<b>1:11.937</b>	+0.704	10:12:45.331
10	<b>1:12.047</b>	+0.814	10:13:57.378

Lap	Lap Tm	Diff	Time of Day
11	<b>1:12.472</b>	+1.239	10:15:09.850
12	<b>1:11.506</b>	+0.273	10:16:21.356
13	<b>1:11.454</b>	+0.221	10:17:32.810

Lap	Lap Tm	Diff	Time of Day
<b>(52) Hugo HOLLAND-BOSWORTH</b>			
1	-:--		10:02:32.275
2	<b>1:15.295</b>	+3.719	10:03:47.570
3	<b>1:12.085</b>	+0.509	10:04:59.655
4	<b>1:12.421</b>	+0.845	10:06:12.076
5	<b>1:11.706</b>	+0.130	10:07:23.782
6	<b>1:11.752</b>	+0.176	10:08:35.534
7	<b>1:11.774</b>	+0.198	10:09:47.308
8	<b>1:12.216</b>	+0.640	10:10:59.524
9	<b>1:13.042</b>	+1.466	10:12:12.566
10	<b>1:11.576</b>	-	10:13:24.142
11	<b>1:12.630</b>	+1.054	10:14:36.772
12	<b>1:12.744</b>	+1.168	10:15:49.516
13	<b>1:12.005</b>	+0.429	10:17:01.521

Lap	Lap Tm	Diff	Time of Day
<b>(98) Paul CAMPFIELD</b>			
1	-:--		10:02:42.423
2	<b>1:19.327</b>	+7.564	10:04:01.750
3	<b>1:14.453</b>	+2.690	10:05:16.203
4	<b>1:12.410</b>	+0.647	10:06:28.613
5	<b>1:14.488</b>	+2.725	10:07:43.101
6	<b>1:11.763</b>	-	10:08:54.864
7	<b>1:11.946</b>	+0.183	10:10:06.810
8	<b>1:12.274</b>	+0.511	10:11:19.084
9	<b>1:12.423</b>	+0.660	10:12:31.507
10	<b>1:12.559</b>	+0.796	10:13:44.066
11	<b>1:14.043</b>	+2.280	10:14:58.109
12	<b>1:13.590</b>	+1.827	10:16:11.699

Lap	Lap Tm	Diff	Time of Day
<b>(9) Patrick HARRIS</b>			
1	-:--		10:02:44.686
2	<b>1:18.983</b>	+7.100	10:04:03.669
3	<b>1:16.616</b>	+4.733	10:05:20.285
4	<b>1:13.423</b>	+1.540	10:06:33.708
5	<b>1:14.512</b>	+2.629	10:07:48.220
6	<b>1:14.243</b>	+2.360	10:09:02.463
7	<b>1:12.729</b>	+0.846	10:10:15.192
8	<b>1:12.438</b>	+0.555	10:11:27.630
9	<b>1:12.963</b>	+1.080	10:12:40.593
10	<b>1:12.129</b>	+0.246	10:13:52.722
11	<b>1:12.152</b>	+0.269	10:15:04.874
12	<b>1:11.883</b>	-	10:16:16.757
13	<b>1:12.476</b>	+0.593	10:17:29.233

Lap	Lap Tm	Diff	Time of Day
<b>(20) Anthony BOLTON</b>			
1	-:--		10:02:41.518
2	<b>1:20.401</b>	+8.486	10:04:01.919
3	<b>1:15.857</b>	+3.942	10:05:17.776
4	<b>1:13.068</b>	+1.153	10:06:30.844
5	<b>1:13.567</b>	+1.652	10:07:44.411
6	<b>1:15.185</b>	+3.270	10:08:59.596
7	<b>1:13.572</b>	+1.657	10:10:13.168
8	<b>1:12.914</b>	+0.999	10:11:26.082
9	<b>1:13.166</b>	+1.251	10:12:39.248
10	<b>1:12.221</b>	+0.306	10:13:51.469
11	<b>1:12.795</b>	+0.880	10:15:04.264
12	<b>1:11.915</b>	-	10:16:16.179
13	<b>1:13.567</b>	+1.652	10:17:29.746

Lap	Lap Tm	Diff	Time of Day
<b>(8) John HARRIS</b>			
1	-:--		10:02:47.292
2	<b>1:23.035</b>	+9.861	10:04:10.327

Lap	Lap Tm	Diff	Time of Day
3	<b>1:16.509</b>	+3.335	10:05:26.836
4	<b>1:14.337</b>	+1.163	10:06:41.173
5	<b>1:14.846</b>	+1.672	10:07:56.019
6	<b>1:19.191</b>	+6.017	10:09:15.210
7	<b>1:14.758</b>	+1.584	10:10:29.968
8	<b>1:14.545</b>	+1.371	10:11:44.513
9	<b>1:14.674</b>	+1.500	10:12:59.187
10	<b>1:14.765</b>	+1.591	10:14:13.952
11	<b>1:15.756</b>	+2.582	10:15:29.708
12	<b>1:13.174</b>	-	10:16:42.882
13	<b>1:14.413</b>	+1.239	10:17:57.295

Lap	Lap Tm	Diff	Time of Day
<b>(54) Xavier SANZ DE ACEDO</b>			
1	-:--		10:02:44.666
2	<b>1:25.364</b>	+10.972	10:04:10.030
3	<b>1:17.639</b>	+3.247	10:05:27.669
4	<b>1:15.955</b>	+1.563	10:06:43.624
5	<b>1:15.741</b>	+1.349	10:07:59.365
6	<b>1:15.726</b>	+1.334	10:09:15.091
7	<b>1:15.682</b>	+1.290	10:10:30.773
8	<b>1:15.271</b>	+0.879	10:11:46.044
9	<b>1:14.395</b>	+0.003	10:13:00.439
10	<b>1:14.392</b>	-	10:14:14.831
11	<b>1:18.044</b>	+3.652	10:15:32.875
12	<b>1:16.004</b>	+1.612	10:16:48.879
13	<b>1:15.501</b>	+1.109	10:18:04.380

Lap	Lap Tm	Diff	Time of Day
<b>(7) Jeremy COOKE</b>			
1	-:--		10:02:38.947
2	<b>1:22.750</b>	+8.134	10:04:01.697
3	<b>1:20.870</b>	+6.254	10:05:22.567
4	<b>1:18.132</b>	+3.516	10:06:40.699
5	<b>1:14.916</b>	+0.300	10:07:55.615
6	<b>1:17.540</b>	+2.924	10:09:13.155
7	<b>1:15.905</b>	+1.289	10:10:29.060
8	<b>1:14.616</b>	-	10:11:43.676
9	<b>1:15.154</b>	+0.538	10:12:58.830
10	<b>1:15.488</b>	+0.872	10:14:14.318
11	<b>1:17.448</b>	+2.832	10:15:31.766
12	<b>1:16.599</b>	+1.983	10:16:48.365
13	<b>1:15.866</b>	+1.250	10:18:04.231

Lap	Lap Tm	Diff	Time of Day
<b>(36) Stuart BRAMLEY</b>			
1	-:--		10:02:51.910
2	<b>1:24.605</b>	+9.334	10:04:16.515
3	<b>1:17.930</b>	+2.659	10:05:34.445
4	<b>1:16.850</b>	+1.579	10:06:51.295
5	<b>1:15.271</b>	-	10:08:06.566
6	<b>1:15.664</b>	+0.393	10:09:22.230
7	<b>1:16.059</b>	+0.788	10:10:38.289
8	<b>1:15.876</b>	+0.605	10:11:54.165
9	<b>1:23.769</b>	+8.498	10:13:17.934
10	<b>1:32.616</b>	+17.345	10:14:50.550
11	<b>1:29.797</b>	+14.526	10:16:20.347

Lap	Lap Tm	Diff	Time of Day
<b>(4) Mark LISTER</b>			
1	-:--		10:02:53.618
2	<b>1:30.112</b>	+14.008	10:04:23.730
3	<b>1:22.472</b>	+6.368	10:05:46.202
4	<b>1:17.839</b>	+1.735	10:07:04.041
5	<b>1:17.828</b>	+1.724	10:08:21.869
6	<b>1:16.104</b>	-	10:09:37.973
7	<b>1:17.088</b>	+0.984	10:10:55.061
8	<b>1:18.391</b>	+2.287	10:12:13.452
9	<b>1:17.370</b>	+1.266	10:13:30.822
10	<b>1:18.334</b>	+2.230	10:14:49.156

# Aston Martin St John Horsfall Meeting

Rawles Motorsport Austin Healey Club

Silverstone National 1.639 Miles

Qualifying

02/06/2007 10:05

Qualify (15:00 Time)

Lap	Lap Tm	Diff	Time of Day
11	1:16.786	+0.682	10:16:05.942
12	1:16.920	+0.816	10:17:22.862

(38) David BAINBRIDGE

Lap	Lap Tm	Diff	Time of Day
1	-:---		10:02:52.254
2	1:23.180	+6.522	10:04:15.434
3	1:18.135	+1.477	10:05:33.569
4	1:17.445	+0.787	10:06:51.014
5	1:17.266	+0.608	10:08:08.280
6	1:16.918	+0.260	10:09:25.198
7	1:18.979	+2.321	10:10:44.177
8	1:18.168	+1.510	10:12:02.345
9	1:17.337	+0.679	10:13:19.682
10	1:17.925	+1.267	10:14:37.607
11	1:16.941	+0.283	10:15:54.548
12	1:16.658	-	10:17:11.206

(22) David JENKINS

Lap	Lap Tm	Diff	Time of Day
1	-:---		10:02:58.646
2	1:31.834	+12.850	10:04:30.480
3	1:28.889	+9.905	10:05:59.369
4	1:20.137	+1.153	10:07:19.506
5	1:20.035	+1.051	10:08:39.541
6	1:18.984	-	10:09:58.525
7	1:22.040	+3.056	10:11:20.565
8	1:21.064	+2.080	10:12:41.629
9	1:20.623	+1.639	10:14:02.252
10	1:20.914	+1.930	10:15:23.166
11	1:20.262	+1.278	10:16:43.428
12	1:20.099	+1.115	10:18:03.527

(90) Jim MACKIE

Lap	Lap Tm	Diff	Time of Day
1	-:---		10:02:54.776
2	1:32.485	+8.942	10:04:27.261
3	1:33.938	+10.395	10:06:01.199
4	1:34.350	+10.807	10:07:35.549
5	1:24.251	+0.708	10:08:59.800
6	1:24.769	+1.226	10:10:24.569
7	1:24.303	+0.760	10:11:48.872
8	1:24.640	+1.097	10:13:13.512
9	1:23.543	-	10:14:37.055
10	1:24.368	+0.825	10:16:01.423
11	1:23.998	+0.455	10:17:25.421

(34) Nigel ADAMS

Lap	Lap Tm	Diff	Time of Day
1	-:---		10:03:07.483
2	1:41.563	+15.507	10:04:49.046
3	1:31.364	+5.308	10:06:20.410
4	1:30.809	+4.753	10:07:51.219
5	1:29.959	+3.903	10:09:21.178
6	1:28.962	+2.906	10:10:50.140
7	1:28.949	+2.893	10:12:19.089
8	1:26.471	+0.415	10:13:45.560
9	1:26.276	+0.220	10:15:11.836
10	1:26.199	+0.143	10:16:38.035
11	1:26.056	-	10:18:04.091

(44) Mike THORNE

Lap	Lap Tm	Diff	Time of Day
1	-:---		10:02:36.130
2	6:27.500	+4:56.241	10:09:03.630
3	1:31.259	-	10:10:34.889
4	1:32.904	+1.645	10:12:07.793

(11) James PRIOR

Lap	Lap Tm	Diff	Time of Day
1	-:---		10:02:49.302
2	1:35.417	+3.830	10:04:24.719

Lap	Lap Tm	Diff	Time of Day
3	1:35.701	+4.114	10:06:00.420
4	1:35.296	+3.709	10:07:35.716
5	1:35.161	+3.574	10:09:10.877
6	1:34.825	+3.238	10:10:45.702
7	1:33.901	+2.314	10:12:19.603
8	1:33.051	+1.464	10:13:52.654
9	1:31.587	-	10:15:24.241
10	1:34.071	+2.484	10:16:58.312

(26) Brian BEDFORD

Lap	Lap Tm	Diff	Time of Day
1	-:---		10:02:47.025

Lap	Lap Tm	Diff	Time of Day
-----	--------	------	-------------

# Aston Martin St John Horsfall Meeting

Rawles Motorsport Austin Healey Club

Silverstone National 1.639 Miles


Race 4

02/06/2007 14:40

Race (15:00 Time)

11  
10  
9  
8  
7  
6  
5  
4  
3  
2  
1

[26] Brian BEDFORD	
<b>21</b> [1:31.259] [44] Mike THORNE	[1:31.587] [11] James PRIOR
<b>19</b> [1:23.543] [90] Jim MACKIE	<b>20</b> [1:26.056] [34] Nigel ADAMS
<b>17</b> [1:16.658] [38] David BAINBRIDGE	<b>18</b> [1:18.984] [22] David JENKINS
<b>15</b> [1:15.271] [36] Stuart BRAMLEY	<b>16</b> [1:16.104] [4] Mark LISTER
<b>13</b> [1:14.392] [54] Xavier SANZ DE ACEDO	<b>14</b> [1:14.616] [7] Jeremy COOKE
<b>11</b> [1:11.915] [20] Anthony BOLTON	<b>12</b> [1:13.174] [8] John HARRIS
<b>9</b> [1:11.763] [98] Paul CAMPFIELD	<b>10</b> [1:11.883] [9] Patrick HARRIS
<b>7</b> [1:11.233] [16] Eric WOOLLEY	<b>8</b> [1:11.576] [52] Hugo HOLLAND-BOSWORTH
<b>5</b> [1:10.743] [57] Robin LACKFORD	<b>6</b> [1:10.790] [64] Ian HULETT
<b>3</b> [1:08.963] [1] Marc CAMPFIELD	<b>4</b> [1:10.141] [50] David SMITHIES
<b>1</b>	<b>2</b>





# Aston Martin St John Horsfall Meeting

Sorted on Best Lap time

AMOC UBS Aston Martin - Historic

Silverstone National 1.639 Miles

Qualifying

02/06/2007 10:20

Qualify (15:00 Time)

Pos	No.	Class	Name	Car	Laps	Best Tm	Diff	Best Spd	In Lap	2nd Bes
1	60	UBS I	Martin MCGLONE	Aston Martin DB3S	13	1:15.238	-	78.423	6	1:15.574
2	61	UBS A4	Adrian BEECROFT	Aston Martin DBR1	13	1:15.687	+0.449	77.958	10	1:16.918
3	58	UBS A4	David BENNETT	Aston Martin DB3S	13	1:15.712	+0.474	77.932	9	1:15.829
4	53	UBS A4	David REED	Aston Martin DB2	12	1:17.372	+2.134	76.260	5	1:17.715
5	30	UBS I	Andy BELL	Aston Martin Monoposto	7	1:17.620	+2.382	76.016	6	1:18.241
6	40	UBS A3	Nicholas RUDELLE	Aston Martin MKIII	12	1:18.327	+3.089	75.330	12	1:19.113
7	26	UBS P4	Jim CAMPBELL	Aston Martin MkII	12	1:19.905	+4.667	73.843	5	1:20.000
8	27	UBS P4	Peter DUBSKY	Aston Martin MkII 2 Seal	12	1:21.709	+6.471	72.212	9	1:22.640
9	33	UBS A1	Mark CAMPBELL	Aston Martin DB2/4 MkI	12	1:23.792	+8.554	70.417	9	1:24.011
10	42	UBS A1	Douglas BARKER	Aston Martin DB2/4 MkI	10	1:24.530	+9.292	69.802	4	1:24.863
11	24	UBS P3	David TAYLOR	Aston Martin Speed Mod	11	1:25.499	+10.261	69.011	9	1:26.018
12	9	UBS P3	David OZANNE	Aston Martin Speed Mod	11	1:25.929	+10.691	68.666	7	1:26.724
13	45	UBS A3	Graham BARKER	Aston Martin DB2/4 MkII	11	1:28.370	+13.132	66.769	10	1:28.670
14	12	UBS I	Gordon RISELEY	Aston Martin Speed Mod	11	1:29.376	+14.138	66.018	8	1:29.517
15	5	UBS P3	Kelvin ROBINSON	Aston Martin Ulster	11	1:29.537	+14.299	65.899	7	1:29.709
16	28	UBS P4	Richard LAKE	Aston Martin Speed Mod	4	1:29.820	+14.582	65.691	4	1:33.750
17	20	UBS P3	Christopher SCOTT MACK	Aston Martin Le Mans Sp	11	1:31.661	+16.423	64.372	10	1:31.925
18	6	UBS P2	Keith PIPER	Aston Martin Internation	11	1:31.679	+16.441	64.359	7	1:31.805
19	11	UBS P3	Jane VARLEY	Aston Martin 2 Litre Spec	2	1:36.668	+21.430	61.038	2	----
20	36	UBS A1	Colin CAMPBELL	Aston Martin DB2	5	1:40.722	+25.484	58.581	3	1:42.876

## Announcements

CARS 30 AND 33 PLEASE FIT WORKING TRANSPONDERS

# Aston Martin St John Horsfall Meeting

AMOC UBS Aston Martin - Historic

Silverstone National 1.639 Miles

Qualifying

02/06/2007 10:20

Qualify (15:00 Time)

Lap	Lap Tm	Diff	Time of Day
<b>(60) Martin MCGLONE</b>			
1	-:--		10:21:49.494
2	<b>1:24.637</b>	+9.399	10:23:14.131
3	<b>1:16.370</b>	+1.132	10:24:30.501
4	<b>1:15.574</b>	+0.336	10:25:46.075
5	<b>1:16.222</b>	+0.984	10:27:02.297
6	<b>1:15.238</b>	-	10:28:17.535
7	<b>1:17.876</b>	+2.638	10:29:35.411
8	<b>1:16.345</b>	+1.107	10:30:51.756
9	<b>1:18.855</b>	+3.617	10:32:10.611
10	<b>1:15.581</b>	+0.343	10:33:26.192
11	<b>1:16.209</b>	+0.971	10:34:42.401
12	<b>1:16.782</b>	+1.544	10:35:59.183
13	<b>1:16.556</b>	+1.318	10:37:15.739

Lap	Lap Tm	Diff	Time of Day
<b>(61) Adrian BEECROFT</b>			
1	-:--		10:21:34.228
2	<b>1:19.597</b>	+3.910	10:22:53.825
3	<b>1:17.852</b>	+2.165	10:24:11.677
4	<b>1:16.918</b>	+1.231	10:25:28.595
5	<b>1:18.115</b>	+2.428	10:26:46.710
6	<b>1:18.198</b>	+2.511	10:28:04.908
7	<b>1:17.451</b>	+1.764	10:29:22.359
8	<b>1:17.968</b>	+2.281	10:30:40.327
9	<b>1:17.507</b>	+1.820	10:31:57.834
10	<b>1:15.687</b>	-	10:33:13.521
11	<b>1:17.037</b>	+1.350	10:34:30.558
12	<b>1:17.995</b>	+2.308	10:35:48.553
13	<b>1:19.107</b>	+3.420	10:37:07.660

Lap	Lap Tm	Diff	Time of Day
<b>(58) David BENNETT</b>			
1	-:--		10:21:32.299
2	<b>1:18.855</b>	+3.143	10:22:51.154
3	<b>1:15.885</b>	+0.173	10:24:07.039
4	<b>1:16.264</b>	+0.552	10:25:23.303
5	<b>1:16.796</b>	+1.084	10:26:40.099
6	<b>1:15.915</b>	+0.203	10:27:56.014
7	<b>1:16.829</b>	+1.117	10:29:12.843
8	<b>1:16.260</b>	+0.548	10:30:29.103
9	<b>1:15.712</b>	-	10:31:44.815
10	<b>1:15.829</b>	+0.117	10:33:00.644
11	<b>1:16.662</b>	+0.950	10:34:17.306
12	<b>1:16.220</b>	+0.508	10:35:33.526
13	<b>1:15.832</b>	+0.120	10:36:49.358

Lap	Lap Tm	Diff	Time of Day
<b>(53) David REED</b>			
1	-:--		10:21:51.281
2	<b>1:25.921</b>	+8.549	10:23:17.202
3	<b>1:18.128</b>	+0.756	10:24:35.330
4	<b>1:18.448</b>	+1.076	10:25:53.778
5	<b>1:17.372</b>	-	10:27:11.150
6	<b>1:18.891</b>	+1.519	10:28:30.041
7	<b>1:17.715</b>	+0.343	10:29:47.756
8	<b>1:18.550</b>	+1.178	10:31:06.306
9	<b>1:18.565</b>	+1.193	10:32:24.871
10	<b>1:18.743</b>	+1.371	10:33:43.614
11	<b>1:18.757</b>	+1.385	10:35:02.371
12	<b>1:18.171</b>	+0.799	10:36:20.542

Lap	Lap Tm	Diff	Time of Day
<b>(30) Andy BELL</b>			
1	-:--		10:21:33.510
2	<b>1:21.212</b>	+3.592	10:22:54.722
3	<b>1:18.953</b>	+1.333	10:24:13.675
4	<b>1:20.843</b>	+3.223	10:25:34.518
5	<b>1:18.241</b>	+0.621	10:26:52.759

Lap	Lap Tm	Diff	Time of Day
6	<b>1:17.620</b>	-	10:28:10.379
7	<b>1:19.077</b>	+1.457	10:29:29.456
<b>(40) Nicholas RUDELL</b>			
1	-:--		10:21:38.220
2	<b>1:22.117</b>	+3.790	10:23:00.337
3	<b>1:20.689</b>	+2.362	10:24:21.026
4	<b>1:20.831</b>	+2.504	10:25:41.857
5	<b>1:21.707</b>	+3.380	10:27:03.564
6	<b>1:19.350</b>	+1.023	10:28:22.914
7	<b>1:22.127</b>	+3.800	10:29:45.041
8	<b>1:20.617</b>	+2.290	10:31:05.658
9	<b>1:20.617</b>	+2.290	10:32:26.275
10	<b>1:19.113</b>	+0.786	10:33:45.388
11	<b>1:19.374</b>	+1.047	10:35:04.762
12	<b>1:18.327</b>	-	10:36:23.089

Lap	Lap Tm	Diff	Time of Day
<b>(26) Jim CAMPBELL</b>			
1	-:--		10:21:50.459
2	<b>1:28.061</b>	+8.156	10:23:18.520
3	<b>1:20.489</b>	+0.584	10:24:39.009
4	<b>1:20.000</b>	+0.095	10:25:59.009
5	<b>1:19.905</b>	-	10:27:18.914
6	<b>1:25.944</b>	+6.039	10:28:44.858
7	<b>1:20.581</b>	+0.676	10:30:05.439
8	<b>1:26.341</b>	+6.436	10:31:31.780
9	<b>1:32.229</b>	+12.324	10:33:04.009
10	<b>1:30.325</b>	+10.420	10:34:34.334
11	<b>1:26.064</b>	+6.159	10:36:00.398
12	<b>1:28.194</b>	+8.289	10:37:28.592

Lap	Lap Tm	Diff	Time of Day
<b>(27) Peter DUBSKY</b>			
1	-:--		10:21:50.884
2	<b>1:37.567</b>	+15.858	10:23:28.451
3	<b>1:25.556</b>	+3.847	10:24:54.007
4	<b>1:24.312</b>	+2.603	10:26:18.319
5	<b>1:22.785</b>	+1.076	10:27:41.104
6	<b>1:22.690</b>	+0.981	10:29:03.794
7	<b>1:22.640</b>	+0.931	10:30:26.434
8	<b>1:23.315</b>	+1.606	10:31:49.749
9	<b>1:21.709</b>	-	10:33:11.458
10	<b>1:23.230</b>	+1.521	10:34:34.688
11	<b>1:22.971</b>	+1.262	10:35:57.659
12	<b>1:23.206</b>	+1.497	10:37:20.865

Lap	Lap Tm	Diff	Time of Day
<b>(33) Mark CAMPBELL</b>			
1	-:--		10:21:43.921
2	<b>1:34.960</b>	+11.168	10:23:18.881
3	<b>1:26.913</b>	+3.121	10:24:45.794
4	<b>1:25.636</b>	+1.844	10:26:11.430
5	<b>1:26.947</b>	+3.155	10:27:38.377
6	<b>1:25.886</b>	+2.094	10:29:04.263
7	<b>1:25.015</b>	+1.223	10:30:29.278
8	<b>1:24.011</b>	+0.219	10:31:53.289
9	<b>1:23.792</b>	-	10:33:17.081
10	<b>1:24.178</b>	+0.386	10:34:41.259
11	<b>1:24.910</b>	+1.118	10:36:06.169
12	<b>1:24.169</b>	+0.377	10:37:30.338

Lap	Lap Tm	Diff	Time of Day
<b>(42) Douglas BARKER</b>			
1	-:--		10:21:57.577
2	<b>1:33.579</b>	+9.049	10:23:31.156
3	<b>1:27.491</b>	+2.961	10:24:58.647
4	<b>1:24.530</b>	-	10:26:23.177
5	<b>1:25.085</b>	+0.555	10:27:48.262
6	<b>1:24.863</b>	+0.333	10:29:13.125

Lap	Lap Tm	Diff	Time of Day
7	<b>1:25.204</b>	+0.674	10:30:38.329
8	<b>1:25.162</b>	+0.632	10:32:03.491
9	<b>1:26.397</b>	+1.867	10:33:29.888
10	<b>1:28.835</b>	+4.305	10:34:58.723

Lap	Lap Tm	Diff	Time of Day
<b>(24) David TAYLOR</b>			
1	-:--		10:21:58.999
2	<b>1:33.075</b>	+7.576	10:23:32.074
3	<b>1:28.057</b>	+2.558	10:25:00.131
4	<b>1:27.279</b>	+1.780	10:26:27.410
5	<b>1:26.018</b>	+0.519	10:27:53.428
6	<b>1:26.087</b>	+0.588	10:29:19.515
7	<b>1:26.944</b>	+1.445	10:30:46.459
8	<b>1:26.361</b>	+0.862	10:32:12.820
9	<b>1:25.499</b>	-	10:33:38.319
10	<b>1:27.600</b>	+2.101	10:35:05.919
11	<b>1:27.326</b>	+1.827	10:36:33.245

Lap	Lap Tm	Diff	Time of Day
<b>(9) David OZANNE</b>			
1	-:--		10:21:48.860
2	<b>1:39.227</b>	+13.298	10:23:28.087
3	<b>1:29.301</b>	+3.372	10:24:57.388
4	<b>1:27.326</b>	+1.397	10:26:24.714
5	<b>1:27.403</b>	+1.474	10:27:52.117
6	<b>1:26.849</b>	+0.920	10:29:18.966
7	<b>1:25.929</b>	-	10:30:44.895
8	<b>1:26.724</b>	+0.795	10:32:11.619
9	<b>1:28.399</b>	+2.470	10:33:40.018
10	<b>1:31.243</b>	+5.314	10:35:11.261
11	<b>1:28.948</b>	+3.019	10:36:40.209

Lap	Lap Tm	Diff	Time of Day
<b>(45) Graham BARKER</b>			
1	-:--		10:22:02.547
2	<b>1:37.019</b>	+8.649	10:23:39.566
3	<b>1:32.297</b>	+3.927	10:25:11.863
4	<b>1:31.700</b>	+3.330	10:26:43.563
5	<b>1:31.302</b>	+2.932	10:28:14.865
6	<b>1:29.858</b>	+1.488	10:29:44.723
7	<b>1:28.697</b>	+0.327	10:31:13.420
8	<b>1:29.064</b>	+0.694	10:32:42.484
9	<b>1:28.670</b>	+0.300	10:34:11.154
10	<b>1:28.370</b>	-	10:35:39.524
11	<b>1:29.284</b>	+0.914	10:37:08.808

Lap	Lap Tm	Diff	Time of Day
<b>(12) Gordon RISELEY</b>			
1	-:--		10:21:38.341
2	<b>1:34.185</b>	+4.809	10:23:12.526
3	<b>1:31.933</b>	+2.557	10:24:44.459
4	<b>1:31.350</b>	+1.974	10:26:15.809
5	<b>1:30.372</b>	+0.996	10:27:46.181
6	<b>1:30.681</b>	+1.305	10:29:16.862
7	<b>1:29.517</b>	+0.141	10:30:46.379
8	<b>1:29.376</b>	-	10:32:15.755
9	<b>1:29.697</b>	+0.321	10:33:45.452
10	<b>1:29.963</b>	+0.587	10:35:15.415
11	<b>1:30.396</b>	+1.020	10:36:45.811

Lap	Lap Tm	Diff	Time of Day
<b>(5) Kelvin ROBINSON</b>			
1	-:--		10:21:45.698
2	<b>1:36.463</b>	+6.926	10:23:22.161
3	<b>1:33.075</b>	+3.538	10:24:55.236
4	<b>1:36.448</b>	+6.911	10:26:31.684
5	<b>1:30.713</b>	+1.176	10:28:02.397
6	<b>1:32.211</b>	+2.674	10:29:34.608
7	<b>1:29.537</b>	-	10:31:04.145
8	<b>1:34.589</b>	+5.052	10:32:38.734

# Aston Martin St John Horsfall Meeting

AMOC UBS Aston Martin - Historic

Silverstone National 1.639 Miles

Qualifying

02/06/2007 10:20

Qualify (15:00 Time)

Lap	Lap Tm	Diff	Time of Day
9	1:29.709	+0.172	10:34:08.443
10	1:30.409	+0.872	10:35:38.852
11	1:32.206	+2.669	10:37:11.058

(28) Richard LAKE

1	-:---		10:21:47.885
2	1:38.653	+8.833	10:23:26.538
3	1:33.750	+3.930	10:25:00.288
4	1:29.820	-	10:26:30.108

(20) Christopher SCOTT MACKIRDY

1	-:---		10:21:58.250
2	1:35.869	+4.208	10:23:34.119
3	1:33.114	+1.453	10:25:07.233
4	1:31.925	+0.264	10:26:39.158
5	1:32.435	+0.774	10:28:11.593
6	1:32.396	+0.735	10:29:43.989
7	1:34.252	+2.591	10:31:18.241
8	1:34.021	+2.360	10:32:52.262
9	1:34.602	+2.941	10:34:26.864
10	1:31.661	-	10:35:58.525
11	1:32.946	+1.285	10:37:31.471

(6) Keith PIPER

1	-:---		10:21:49.163
2	1:43.930	+12.251	10:23:33.093
3	1:33.253	+1.574	10:25:06.346
4	1:34.242	+2.563	10:26:40.588
5	1:32.273	+0.594	10:28:12.861
6	1:34.602	+2.923	10:29:47.463
7	1:31.679	-	10:31:19.142
8	1:32.510	+0.831	10:32:51.652
9	1:32.829	+1.150	10:34:24.481
10	1:31.805	+0.126	10:35:56.286
11	1:33.518	+1.839	10:37:29.804

(11) Jane VARLEY

1	-:---		10:21:47.374
2	1:36.668	-	10:23:24.042

(36) Colin CAMPBELL

1	-:---		10:21:57.266
2	1:45.929	+5.207	10:23:43.195
3	1:40.722	-	10:25:23.917
4	1:43.069	+2.347	10:27:06.986
5	1:42.876	+2.154	10:28:49.862

Lap	Lap Tm	Diff	Time of Day
-----	--------	------	-------------

Lap	Lap Tm	Diff	Time of Day
-----	--------	------	-------------

# Aston Martin St John Horsfall Meeting

AMOC UBS Aston Martin - Historic

Silverstone National 1.639 Miles

Race 5

02/06/2007 15:10

Race (15:00 Time)

10  
9  
8  
7  
6  
5  
4  
3  
2  
1

[1:36.668] [11] Jane VARLEY
<b>19</b> [1:31.661] [20] Christopher SCOTT MACKIRDY
<b>17</b> [1:29.537] [5] Kelvin ROBINSON
<b>15</b> [1:28.370] [45] Graham BARKER
<b>13</b> [1:25.499] [24] David TAYLOR
<b>11</b> [1:23.792] [33] Mark CAMPBELL
<b>9</b> [1:19.905] [26] Jim CAMPBELL
<b>7</b> [1:17.620] [30] Andy BELL
<b>5</b> [1:15.712] [58] David BENNETT
<b>3</b> [1:15.238] [60] Martin MCGLONE
<b>1</b>

[1:40.722] [36] Colin CAMPBELL
<b>20</b> [1:31.679] [6] Keith PIPER
<b>18</b> [1:29.820] [28] Richard LAKE
<b>16</b> [1:29.376] [12] Gordon RISELEY
<b>14</b> [1:25.929] [9] David OZANNE
<b>12</b> [1:24.530] [42] Douglas BARKER
<b>10</b> [1:21.709] [27] Peter DUBSKY
<b>8</b> [1:18.327] [40] Nicholas RUDELL
<b>6</b> [1:17.372] [53] David REED
<b>4</b> [1:15.687] [61] Adrian BEECROFT
<b>2</b>



## Aston Martin St John Horsfall Meeting

Sorted on Best Lap time

AMOC Intermarque Championship

Silverstone National 1.639 Miles

Qualifying

02/06/2007 10:41

Qualify (15:00 Time)

Pos	No.	Class	Name	Car	Laps	Best Tm	Diff	Best Spd	In Lap	2nd Bes
1	23	INTER C	Jackie COCHRANE	Sunbeam Tiger	14	1:04.898	-	90.918	9	1:04.971
2	13	INTER C	Thornton MUSTARD	Jaguar D Type Replica	7	1:05.414	+0.516	90.201	3	1:06.084
3	5	INTER C	Charlie KEMP	Aston Martin DB4	7	1:06.363	+1.465	88.911	3	1:06.708
4	77	INTER C	Pete FOSTER	Aston Martin DB4	12	1:06.422	+1.524	88.832	6	1:06.622
5	99	INTER C	Simon JAMES	Sunbeam Tiger	14	1:07.258	+2.360	87.728	6	1:07.754
6	3	INTER D	Christopher SCRAGG	Aston Martin V8	14	1:07.301	+2.403	87.672	11	1:07.564
7	9	INTER B	Stephen ARCHER	Porsche 964RS	14	1:07.740	+2.842	87.104	12	1:08.398
8	70	INTER B	Tim MOGRIDGE	Ferrari 355 Challenge	12	1:08.436	+3.538	86.218	11	1:08.545
9	60	INTER B	Tim BRYAN	Porsche 928 GTS	14	1:08.696	+3.798	85.891	13	1:08.709
10	93	INTER C	David SMALLRIDGE	Sunbeam Tiger	14	1:09.313	+4.415	85.127	10	1:09.354
11	79	INTER C	Conor O'BRIEN	Aston Martin DB4	8	1:09.768	+4.870	84.572	5	1:10.314
12	4	INTER B	David BROOKER-CAREY	Aston Martin DB9 N24	13	1:09.929	+5.031	84.377	8	1:10.204
13	42	INTER B	David SCOTT	Aston Martin N24 Vantag	13	1:10.156	+5.258	84.104	8	1:10.365
14	86	INTER C	Jeremy COOKE	Aston Martin DB4	10	1:10.209	+5.311	84.041	4	1:10.238
15	24	INTER C	Tarek MAHMOUD	Aston Martin DB6	7	1:10.814	+5.916	83.323	5	1:11.836
16	20	INTER A	Tristan BRADFIELD	Sunbeam Tiger	11	1:12.435	+7.537	81.458	5	1:12.508
17	57	INTER B	David SUCH	Aston Martin V8	8	1:12.576	+7.678	81.300	6	1:12.618
18	35	INTER A	Paul CLAYSON	Sunbeam Tiger	13	1:13.361	+8.463	80.430	8	1:13.958
19	10	INTER A	Andrew YATES	Sunbeam Tiger	10	1:13.379	+8.481	80.410	10	1:13.386
20	15	INTER B	Geoffrey LEWIS	Aston Martin V8	9	1:13.398	+8.500	80.389	7	1:13.731
21	27	INTER B	Lawrence COPPOCK	Jaguar XJS	13	1:14.005	+9.107	79.730	5	1:14.251
22	52	INTER A	Christiaen VAN LANSCHC	Aston Martin DB4	13	1:14.124	+9.226	79.602	12	1:14.880
23	54	INTER A	Xavier SANZ DE ACEDO	Austin Healey Sprite Mk1	10	1:14.291	+9.393	79.423	5	1:14.526
24	73	INTER A	Martin WRIGHT	Aston Martin DBS V8	8	1:14.506	+9.608	79.194	8	1:16.117
25	83	INTER A	Andrew DAVENALL	Sunbeam Tiger	13	1:16.409	+11.511	77.221	13	1:16.901
26	66	INTER B	Robert MACVICAR	Jaguar XJS	13	1:17.063	+12.165	76.566	13	1:17.139

# Aston Martin St John Horsfall Meeting

## AMOC Intermarque Championship

## Silverstone National 1.639 Miles

### Qualifying

02/06/2007 10:41

### Qualify (15:00 Time)

Lap	Lap Tm	Diff	Time of Day
<b>(23) Jackie COCHRANE</b>			
1	-:--		10:42:48.898
2	<b>1:13.427</b>	+8.529	10:44:02.325
3	<b>1:06.049</b>	+1.151	10:45:08.374
4	<b>1:05.360</b>	+0.462	10:46:13.734
5	<b>1:04.999</b>	+0.101	10:47:18.733
6	<b>1:05.474</b>	+0.576	10:48:24.207
7	<b>1:07.277</b>	+2.379	10:49:31.484
8	<b>1:06.684</b>	+1.786	10:50:38.168
9	<b>1:04.898</b>	-	10:51:43.066
10	<b>1:06.153</b>	+1.255	10:52:49.219
11	<b>1:08.319</b>	+3.421	10:53:57.538
12	<b>1:08.179</b>	+3.281	10:55:05.717
13	<b>1:04.971</b>	+0.073	10:56:10.688
14	<b>1:05.222</b>	+0.324	10:57:15.910

Lap	Lap Tm	Diff	Time of Day
<b>(13) Thornton MUSTARD</b>			
1	-:--		10:42:21.930
2	<b>1:16.157</b>	+10.743	10:43:38.087
3	<b>1:05.414</b>	-	10:44:43.501
4	<b>1:06.084</b>	+0.670	10:45:49.585
5	<b>5:18.854</b>	+4:13.440	10:51:08.439
6	<b>1:06.303</b>	+0.889	10:52:14.742
7	<b>1:06.638</b>	+1.224	10:53:21.380

Lap	Lap Tm	Diff	Time of Day
<b>(5) Charlie KEMP</b>			
1	-:--		10:42:29.873
2	<b>1:10.225</b>	+3.862	10:43:40.098
3	<b>1:06.363</b>	-	10:44:46.461
4	<b>1:06.708</b>	+0.345	10:45:53.169
5	<b>4:16.644</b>	+3:10.281	10:50:09.813
6	<b>1:10.174</b>	+3.811	10:51:19.987
7	<b>1:06.929</b>	+0.566	10:52:26.916

Lap	Lap Tm	Diff	Time of Day
<b>(77) Pete FOSTER</b>			
1	-:--		10:43:15.651
2	<b>1:14.332</b>	+7.910	10:44:29.983
3	<b>1:09.344</b>	+2.922	10:45:39.327
4	<b>1:09.889</b>	+3.467	10:46:49.216
5	<b>1:08.924</b>	+2.502	10:47:58.140
6	<b>1:06.422</b>	-	10:49:04.562
7	<b>1:10.924</b>	+4.502	10:50:15.486
8	<b>1:07.572</b>	+1.150	10:51:23.058
9	<b>1:07.407</b>	+0.985	10:52:30.465
10	<b>1:06.780</b>	+0.358	10:53:37.245
11	<b>1:06.622</b>	+0.200	10:54:43.867
12	<b>1:11.690</b>	+5.268	10:55:55.557

Lap	Lap Tm	Diff	Time of Day
<b>(99) Simon JAMES</b>			
1	-:--		10:42:51.884
2	<b>1:12.384</b>	+5.126	10:44:04.268
3	<b>1:07.754</b>	+0.496	10:45:12.022
4	<b>1:08.941</b>	+1.683	10:46:20.963
5	<b>1:07.936</b>	+0.678	10:47:28.899
6	<b>1:07.258</b>	-	10:48:36.157
7	<b>1:07.814</b>	+0.556	10:49:43.971
8	<b>1:09.933</b>	+2.675	10:50:53.904
9	<b>1:09.232</b>	+1.974	10:52:03.136
10	<b>1:13.173</b>	+5.915	10:53:16.309
11	<b>1:17.938</b>	+10.680	10:54:34.247
12	<b>1:14.939</b>	+7.681	10:55:49.186
13	<b>1:14.045</b>	+6.787	10:57:03.231
14	<b>1:16.447</b>	+9.189	10:58:19.678

Lap	Lap Tm	Diff	Time of Day
<b>(3) Christopher SCRAGG</b>			

Lap	Lap Tm	Diff	Time of Day
1	-:--		10:42:09.413
2	<b>1:07.663</b>	+0.362	10:43:17.076
3	<b>1:08.107</b>	+0.806	10:44:25.183
4	<b>1:09.138</b>	+1.837	10:45:34.321
5	<b>1:08.464</b>	+1.163	10:46:42.785
6	<b>1:07.572</b>	+0.271	10:47:50.357
7	<b>1:07.809</b>	+0.508	10:48:58.166
8	<b>1:08.067</b>	+0.766	10:50:06.233
9	<b>1:07.564</b>	+0.263	10:51:13.797
10	<b>1:07.836</b>	+0.535	10:52:21.633
11	<b>1:07.301</b>	-	10:53:28.934
12	<b>1:16.050</b>	+8.749	10:54:44.984
13	<b>1:08.784</b>	+1.483	10:55:53.768
14	<b>1:28.202</b>	+20.901	10:57:21.970

Lap	Lap Tm	Diff	Time of Day
<b>(9) Stephen ARCHER</b>			
1	-:--		10:42:31.166
2	<b>1:14.867</b>	+7.127	10:43:46.033
3	<b>1:10.786</b>	+3.046	10:44:56.819
4	<b>1:09.809</b>	+2.069	10:46:06.628
5	<b>1:08.849</b>	+1.109	10:47:15.477
6	<b>1:08.711</b>	+0.971	10:48:24.188
7	<b>1:09.542</b>	+1.802	10:49:33.730
8	<b>1:09.871</b>	+2.131	10:50:43.601
9	<b>1:08.767</b>	+1.027	10:51:52.368
10	<b>1:08.398</b>	+0.658	10:53:00.766
11	<b>1:08.551</b>	+0.811	10:54:09.317
12	<b>1:07.740</b>	-	10:55:17.057
13	<b>1:08.557</b>	+0.817	10:56:25.614
14	<b>1:08.970</b>	+1.230	10:57:34.584

Lap	Lap Tm	Diff	Time of Day
<b>(70) Tim MOGRIDGE</b>			
1	-:--		10:42:50.308
2	<b>1:20.976</b>	+12.540	10:44:11.284
3	<b>1:15.024</b>	+6.588	10:45:26.308
4	<b>1:11.635</b>	+3.199	10:46:37.943
5	<b>1:09.487</b>	+1.051	10:47:47.430
6	<b>3:10.801</b>	+2:02.365	10:50:58.231
7	<b>1:09.881</b>	+1.445	10:52:08.112
8	<b>1:09.216</b>	+0.780	10:53:17.328
9	<b>1:12.631</b>	+4.195	10:54:29.959
10	<b>1:08.545</b>	+0.109	10:55:38.504
11	<b>1:08.436</b>	-	10:56:46.940
12	<b>1:08.696</b>	+0.260	10:57:55.636

Lap	Lap Tm	Diff	Time of Day
<b>(60) Tim BRYAN</b>			
1	-:--		10:42:38.731
2	<b>1:15.547</b>	+6.851	10:43:54.278
3	<b>1:12.348</b>	+3.652	10:45:06.626
4	<b>1:13.006</b>	+4.310	10:46:19.632
5	<b>1:09.782</b>	+1.086	10:47:29.414
6	<b>1:10.197</b>	+1.501	10:48:39.611
7	<b>1:10.596</b>	+1.900	10:49:50.207
8	<b>1:08.709</b>	+0.013	10:50:58.916
9	<b>1:08.765</b>	+0.069	10:52:07.681
10	<b>1:09.277</b>	+0.581	10:53:16.958
11	<b>1:11.279</b>	+2.583	10:54:28.237
12	<b>1:09.101</b>	+0.405	10:55:37.338
13	<b>1:08.696</b>	-	10:56:46.034
14	<b>1:09.369</b>	+0.673	10:57:55.403

Lap	Lap Tm	Diff	Time of Day
<b>(93) David SMALLRIDGE</b>			
1	-:--		10:42:50.786
2	<b>1:16.821</b>	+7.508	10:44:07.607
3	<b>1:09.962</b>	+0.649	10:45:17.569
4	<b>1:09.441</b>	+0.128	10:46:27.010

Lap	Lap Tm	Diff	Time of Day
5	<b>1:09.354</b>	+0.041	10:47:36.364
6	<b>1:10.000</b>	+0.687	10:48:46.364
7	<b>1:10.355</b>	+1.042	10:49:56.719
8	<b>1:09.740</b>	+0.427	10:51:06.459
9	<b>1:10.282</b>	+0.969	10:52:16.741
10	<b>1:09.313</b>	-	10:53:26.054
11	<b>1:09.715</b>	+0.402	10:54:35.769
12	<b>1:10.626</b>	+1.313	10:55:46.395
13	<b>1:09.519</b>	+0.206	10:56:55.914
14	<b>1:11.073</b>	+1.760	10:58:06.987

Lap	Lap Tm	Diff	Time of Day
<b>(79) Conor O'BRIEN</b>			
1	-:--		10:42:31.991
2	<b>1:17.174</b>	+7.406	10:43:49.165
3	<b>1:10.314</b>	+0.546	10:44:59.479
4	<b>1:10.436</b>	+0.668	10:46:09.915
5	<b>1:09.768</b>	-	10:47:19.683
6	<b>1:10.970</b>	+1.202	10:48:30.653
7	<b>1:12.075</b>	+2.307	10:49:42.728
8	<b>1:10.539</b>	+0.771	10:50:53.267

Lap	Lap Tm	Diff	Time of Day
<b>(4) David BROOKER-CAREY</b>			
1	-:--		10:43:02.905
2	<b>1:18.564</b>	+8.635	10:44:21.469
3	<b>1:14.321</b>	+4.392	10:45:35.790
4	<b>1:13.233</b>	+3.304	10:46:49.023
5	<b>1:13.245</b>	+3.316	10:48:02.268
6	<b>1:12.256</b>	+2.327	10:49:14.524
7	<b>1:11.046</b>	+1.117	10:50:25.570
8	<b>1:09.929</b>	-	10:51:35.499
9	<b>1:10.656</b>	+0.727	10:52:46.155
10	<b>1:11.064</b>	+1.135	10:53:57.219
11	<b>1:12.649</b>	+2.720	10:55:09.868
12	<b>1:10.204</b>	+0.275	10:56:20.072
13	<b>1:12.302</b>	+2.373	10:57:32.374

Lap	Lap Tm	Diff	Time of Day
<b>(42) David SCOTT</b>			
1	-:--		10:43:03.994
2	<b>1:19.960</b>	+9.804	10:44:23.954
3	<b>1:15.376</b>	+5.220	10:45:39.330
4	<b>1:12.748</b>	+2.592	10:46:52.078
5	<b>1:12.758</b>	+2.602	10:48:04.836
6	<b>1:11.134</b>	+0.978	10:49:15.970
7	<b>1:10.365</b>	+0.209	10:50:26.335
8	<b>1:10.156</b>	-	10:51:36.491
9	<b>1:11.279</b>	+1.123	10:52:47.770
10	<b>1:11.013</b>	+0.857	10:53:58.783
11	<b>1:11.524</b>	+1.368	10:55:10.307
12	<b>1:10.373</b>	+0.217	10:56:20.680
13	<b>1:12.336</b>	+2.180	10:57:33.016

Lap	Lap Tm	Diff	Time of Day
<b>(86) Jeremy COOKE</b>			
1	-:--		10:45:21.212
2	<b>1:12.263</b>	+2.054	10:46:33.475
3	<b>1:10.404</b>	+0.195	10:47:43.879
4	<b>1:10.209</b>	-	10:48:54.088
5	<b>1:10.238</b>	+0.029	10:50:04.326
6	<b>1:11.461</b>	+1.252	10:51:15.787
7	<b>1:10.788</b>	+0.579	10:52:26.575
8	<b>1:12.390</b>	+2.181	10:53:38.965
9	<b>1:11.459</b>	+1.250	10:54:50.424
10	<b>1:12.402</b>	+2.193	10:56:02.826

Lap	Lap Tm	Diff	Time of Day
<b>(24) Tarek MAHMOUD</b>			
1	-:--		10:42:48.703
2	<b>1:20.843</b>	+10.029	10:44:09.546

# Aston Martin St John Horsfall Meeting

## AMOC Intermarque Championship

## Silverstone National 1.639 Miles

### Qualifying

02/06/2007 10:41

### Qualify (15:00 Time)

Lap	Lap Tm	Diff	Time of Day
3	1:13.181	+2.367	10:45:22.727
4	1:11.836	+1.022	10:46:34.563
5	1:10.814	-	10:47:45.377
6	1:11.860	+1.046	10:48:57.237
7	1:11.917	+1.103	10:50:09.154

#### (20) Tristan BRADFIELD

1	-:--		10:42:59.895
2	1:25.230	+12.795	10:44:25.125
3	1:17.368	+4.933	10:45:42.493
4	1:14.482	+2.047	10:46:56.975
5	1:12.435	-	10:48:09.410
6	1:13.922	+1.487	10:49:23.332
7	1:14.573	+2.138	10:50:37.905
8	1:12.582	+0.147	10:51:50.487
9	1:17.605	+5.170	10:53:08.092
10	1:17.838	+5.403	10:54:25.930
11	1:12.508	+0.073	10:55:38.438

#### (57) David SUCH

1	-:--		10:42:46.962
2	1:22.028	+9.452	10:44:08.990
3	1:15.625	+3.049	10:45:24.615
4	1:13.072	+0.496	10:46:37.687
5	1:13.248	+0.672	10:47:50.935
6	1:12.576	-	10:49:03.511
7	1:13.828	+1.252	10:50:17.339
8	1:12.618	+0.042	10:51:29.957

#### (35) Paul CLAYSON

1	-:--		10:43:07.908
2	1:24.039	+10.678	10:44:31.947
3	1:15.667	+2.306	10:45:47.614
4	1:16.989	+3.628	10:47:04.603
5	1:13.958	+0.597	10:48:18.561
6	1:14.389	+1.028	10:49:32.950
7	1:15.065	+1.704	10:50:48.015
8	1:13.361	-	10:52:01.376
9	1:15.290	+1.929	10:53:16.666
10	1:18.680	+5.319	10:54:35.346
11	1:15.381	+2.020	10:55:50.727
12	1:15.603	+2.242	10:57:06.330
13	1:14.869	+1.508	10:58:21.199

#### (10) Andrew YATES

1	-:--		10:46:56.757
2	1:18.573	+5.194	10:48:15.330
3	1:17.299	+3.920	10:49:32.629
4	1:15.927	+2.548	10:50:48.556
5	1:13.526	+0.147	10:52:02.082
6	1:14.771	+1.392	10:53:16.853
7	1:16.932	+3.553	10:54:33.785
8	1:13.386	+0.007	10:55:47.171
9	1:14.076	+0.697	10:57:01.247
10	1:13.379	-	10:58:14.626

#### (15) Geoffrey LEWIS

1	-:--		10:42:58.056
2	1:21.620	+8.222	10:44:19.676
3	1:15.561	+2.163	10:45:35.237
4	1:15.175	+1.777	10:46:50.412
5	1:16.229	+2.831	10:48:06.641
6	1:16.065	+2.667	10:49:22.706
7	1:13.398	-	10:50:36.104
8	1:13.731	+0.333	10:51:49.835
9	1:14.619	+1.221	10:53:04.454

Lap	Lap Tm	Diff	Time of Day
-----	--------	------	-------------

#### (27) Lawrence COPPOCK

1	-:--		10:42:26.148
2	1:23.467	+9.462	10:43:49.615
3	1:15.713	+1.708	10:45:05.328
4	1:16.834	+2.829	10:46:22.162
5	1:14.005	-	10:47:36.167
6	1:15.527	+1.522	10:48:51.694
7	1:16.957	+2.952	10:50:08.651
8	1:16.988	+2.983	10:51:25.639
9	1:14.884	+0.879	10:52:40.523
10	1:14.930	+0.925	10:53:55.453
11	1:14.251	+0.246	10:55:09.704
12	1:15.774	+1.769	10:56:25.478
13	1:15.292	+1.287	10:57:40.770

#### (52) Christaen VAN LANSCHOT

1	-:--		10:42:29.399
2	1:22.490	+8.366	10:43:51.889
3	1:16.324	+2.200	10:45:08.213
4	1:15.462	+1.338	10:46:23.675
5	1:14.880	+0.756	10:47:38.555
6	1:15.020	+0.896	10:48:53.575
7	1:15.707	+1.583	10:50:09.282
8	1:16.574	+2.450	10:51:25.856
9	1:14.892	+0.768	10:52:40.748
10	1:16.210	+2.086	10:53:56.958
11	1:16.901	+2.777	10:55:13.859
12	1:14.124	-	10:56:27.983
13	1:14.986	+0.862	10:57:42.969

#### (54) Xavier SANZ DE ACEDO

1	-:--		10:43:19.264
2	1:18.185	+3.894	10:44:37.449
3	1:15.429	+1.138	10:45:52.878
4	1:16.372	+2.081	10:47:09.250
5	1:14.291	-	10:48:23.541
6	1:15.026	+0.735	10:49:38.567
7	1:15.000	+0.709	10:50:53.567
8	1:16.466	+2.175	10:52:10.033
9	1:14.526	+0.235	10:53:24.559
10	1:14.876	+0.585	10:54:39.435

#### (73) Martin WRIGHT

1	-:--		10:42:22.654
2	1:22.550	+8.044	10:43:45.204
3	1:18.657	+4.151	10:45:03.861
4	1:22.269	+7.763	10:46:26.130
5	1:16.117	+1.611	10:47:42.247
6	1:19.637	+5.131	10:49:01.884
7	1:17.598	+3.092	10:50:19.482
8	1:14.506	-	10:51:33.988

#### (83) Andrew DAVENALL

1	-:--		10:42:43.857
2	1:25.337	+8.928	10:44:09.194
3	1:19.295	+2.886	10:45:28.489
4	1:17.455	+1.046	10:46:45.944
5	1:18.399	+1.990	10:48:04.343
6	1:19.115	+2.706	10:49:23.458
7	1:16.926	+0.517	10:50:40.384
8	1:16.901	+0.492	10:51:57.285
9	1:17.184	+0.775	10:53:14.469
10	1:17.173	+0.764	10:54:31.642
11	1:18.572	+2.163	10:55:50.214
12	1:17.277	+0.868	10:57:07.491

Lap	Lap Tm	Diff	Time of Day
-----	--------	------	-------------

#### (66) Robert MACVICAR

13	1:16.409	-	10:58:23.900
1	-:--		10:42:38.425
2	1:25.770	+8.707	10:44:04.195
3	1:21.362	+4.299	10:45:25.557
4	1:18.919	+1.856	10:46:44.476
5	1:17.750	+0.687	10:48:02.226
6	1:17.139	+0.076	10:49:19.365
7	1:19.431	+2.368	10:50:38.796
8	1:17.620	+0.557	10:51:56.416
9	1:18.680	+1.617	10:53:15.096
10	1:18.280	+1.217	10:54:33.376
11	1:20.158	+3.095	10:55:53.534
12	1:17.712	+0.649	10:57:11.246
13	1:17.063	-	10:58:28.309

# Aston Martin St John Horsfall Meeting

AMOC Intermarque Championship

Silverstone National 1.639 Miles

Race 6


02/06/2007 15:40

Race (20:00 Time)

13  
12  
11  
10  
9  
8  
7  
6  
5  
4  
3  
2  
1

[1:16.409] [83] Andrew DAVENALL
<hr/>
<b>25</b> [1:14.291] [54] Xavier SANZ DE ACEDO
<hr/>
<b>23</b> [1:14.005] [27] Lawrence COPPOCK
<hr/>
<b>21</b> [1:13.379] [10] Andrew YATES
<hr/>
<b>19</b> [1:12.576] [57] David SUCH
<hr/>
<b>17</b> [1:10.814] [24] Tarek MAHMOUD
<hr/>
<b>15</b> [1:10.156] [42] David SCOTT
<hr/>
<b>13</b> [1:09.768] [79] Conor O'BRIEN
<hr/>
<b>11</b> [1:08.696] [60] Tim BRYAN
<hr/>
<b>9</b> [1:07.740] [9] Stephen ARCHER
<hr/>
<b>7</b> [1:07.258] [99] Simon JAMES
<hr/>
<b>5</b> [1:06.363] [5] Charlie KEMP
<hr/>
<b>3</b> [1:04.898] [23] Jackie COCHRANE
<hr/>
<b>1</b>

[1:17.063] [66] Robert MACVICAR
<hr/>
<b>26</b> [1:14.506] [73] Martin WRIGHT
<hr/>
<b>24</b> [1:14.124] [52] Christiaan VAN LANSCHOT
<hr/>
<b>22</b> [1:13.398] [15] Geoffrey LEWIS
<hr/>
<b>20</b> [1:13.361] [35] Paul CLAYSON
<hr/>
<b>18</b> [1:12.435] [20] Tristan BRADFIELD
<hr/>
<b>16</b> [1:10.209] [86] Jeremy COOKE
<hr/>
<b>14</b> [1:09.929] [4] David BROOKER-CAREY
<hr/>
<b>12</b> [1:09.313] [93] David SMALLRIDGE
<hr/>
<b>10</b> [1:08.436] [70] Tim MOGRIDGE
<hr/>
<b>8</b> [1:07.301] [3] Christopher SCRAGG
<hr/>
<b>6</b> [1:06.422] [77] Pete FOSTER
<hr/>
<b>4</b> [1:05.414] [13] Thornton MUSTARD
<hr/>
<b>2</b>





## Irish Porsche Open

Silverstone National 1.639 Miles

## Qualifying

02/06/2007 11:02

## Qualify (15:00 Time)

Pos	No.	Class	Name	Car	Laps	Best Tm	Diff	Best Spd	In Lap	2nd Bes
1	24	OPEN GT	Colin BROSTER	Porsche 996 GT3 Cup	9	1:02.099	-	95.016	7	1:02.481
2	33	OPEN GT	Stephen DOYLE	Porsche 996 GT3 Cup	15	1:03.738	+1.639	92.573	7	1:04.220
3	1	OPEN GT	Jim O'REILLY	Porsche GT3	11	1:03.966	+1.867	92.243	11	1:04.087
4	17	OPEN GT	Thomes HALLISSEY	Porsche GT3	15	1:04.486	+2.387	91.499	6	1:04.536
5	6	OPEN 1	Marc HAYNES	Ferrari 360 Challenge	15	1:06.001	+3.902	89.399	13	1:06.016
6	77	OPEN GT	Brian GORMAN	Porsche 911	10	1:08.112	+6.013	86.628	6	1:08.151
7	48	OPEN 2	Paul GRAY	Porsche 911 RS	10	1:08.274	+6.175	86.422	10	1:08.603
8	22	OPEN 1	Craig WILKINS	Porsche 993	14	1:08.302	+6.203	86.387	14	1:08.334
9	61	OPEN 2	Bob CAMERON	Porsche 944 Turbo	10	1:10.338	+8.239	83.886	7	1:10.409
10	16	OPEN 1	Richard O'MAHONY	Porsche 911	14	1:10.620	+8.521	83.551	9	1:10.704
11	54	OPEN 1	Robin TITTERINGTON	Porsche 996	14	1:10.907	+8.808	83.213	11	1:10.934
12	9	OPEN 1	David WHELAN	Porsche 911 RS	5	1:11.971	+9.872	81.983	5	1:12.811
13	76	OPEN 2	Linda GORMAN	Porsche 911	12	1:22.474	+20.375	71.543	12	1:22.720
14	13	OPEN 2	Dave HUNTER	Porsche 944	12	1:22.532	+20.433	71.492	7	1:22.731

## Announcements

CARS 22 and 48 PLEASE FIT WORKING TRANSPONDER

# Aston Martin St John Horsfall Meeting

## Irish Porsche Open

## Silverstone National 1.639 Miles

### Qualifying

02/06/2007 11:02

### Qualify (15:00 Time)

Lap	Lap Tm	Diff	Time of Day
<b>(24) Colin BROSTER</b>			
1	-:--		11:02:47.735
2	<b>1:09.230</b>	+7.131	11:03:56.965
3	<b>1:04.184</b>	+2.085	11:05:01.149
4	<b>1:03.319</b>	+1.220	11:06:04.468
5	<b>1:02.481</b>	+0.382	11:07:06.949
6	<b>1:02.670</b>	+0.571	11:08:09.619
7	<b>1:02.099</b>	-	11:09:11.718
8	<b>1:03.190</b>	+1.091	11:10:14.908
9	<b>1:02.564</b>	+0.465	11:11:17.472

Lap	Lap Tm	Diff	Time of Day
<b>(33) Stephen DOYLE</b>			
1	-:--		11:02:59.415
2	<b>1:12.484</b>	+8.746	11:04:11.899
3	<b>1:07.537</b>	+3.799	11:05:19.436
4	<b>1:05.438</b>	+1.700	11:06:24.874
5	<b>1:05.529</b>	+1.791	11:07:30.403
6	<b>1:04.926</b>	+1.188	11:08:35.329
7	<b>1:03.738</b>	-	11:09:39.067
8	<b>1:04.694</b>	+0.956	11:10:43.761
9	<b>1:04.295</b>	+0.557	11:11:48.056
10	<b>1:04.578</b>	+0.840	11:12:52.634
11	<b>1:05.405</b>	+1.667	11:13:58.039
12	<b>1:04.220</b>	+0.482	11:15:02.259
13	<b>1:05.138</b>	+1.400	11:16:07.397
14	<b>1:05.686</b>	+1.948	11:17:13.083
15	<b>1:04.765</b>	+1.027	11:18:17.848

Lap	Lap Tm	Diff	Time of Day
<b>(1) Jim O'REILLY</b>			
1	-:--		11:02:53.364
2	<b>1:09.297</b>	+5.331	11:04:02.661
3	<b>1:25.159</b>	+21.193	11:05:27.820
4	<b>1:05.280</b>	+1.314	11:06:33.100
5	<b>1:06.362</b>	+2.396	11:07:39.462
6	<b>1:05.825</b>	+1.859	11:08:45.287
7	<b>1:04.385</b>	+0.419	11:09:49.672
8	<b>3:24.727</b>	+2:20.761	11:13:14.399
9	<b>1:04.984</b>	+1.018	11:14:19.383
10	<b>1:04.087</b>	+0.121	11:15:23.470
11	<b>1:03.966</b>	-	11:16:27.436

Lap	Lap Tm	Diff	Time of Day
<b>(17) Thomes HALLISSEY</b>			
1	-:--		11:02:50.425
2	<b>1:08.965</b>	+4.479	11:03:59.390
3	<b>1:04.936</b>	+0.450	11:05:04.326
4	<b>1:04.536</b>	+0.050	11:06:08.862
5	<b>1:05.555</b>	+1.069	11:07:14.417
6	<b>1:04.486</b>	-	11:08:18.903
7	<b>1:04.557</b>	+0.071	11:09:23.460
8	<b>1:04.951</b>	+0.465	11:10:28.411
9	<b>1:07.096</b>	+2.610	11:11:35.507
10	<b>1:05.609</b>	+1.123	11:12:41.116
11	<b>1:05.244</b>	+0.758	11:13:46.360
12	<b>1:04.896</b>	+0.410	11:14:51.256
13	<b>1:05.194</b>	+0.708	11:15:56.450
14	<b>1:05.768</b>	+1.282	11:17:02.218
15	<b>1:04.723</b>	+0.237	11:18:06.941

Lap	Lap Tm	Diff	Time of Day
<b>(6) Marc HAYNES</b>			
1	-:--		11:02:49.193
2	<b>1:11.078</b>	+5.077	11:04:00.271
3	<b>1:07.600</b>	+1.599	11:05:07.871
4	<b>1:07.540</b>	+1.539	11:06:15.411
5	<b>1:08.330</b>	+2.329	11:07:23.741
6	<b>1:07.049</b>	+1.048	11:08:30.790

Lap	Lap Tm	Diff	Time of Day
7	<b>1:07.474</b>	+1.473	11:09:38.264
8	<b>1:07.743</b>	+1.742	11:10:46.007
9	<b>1:07.215</b>	+1.214	11:11:53.222
10	<b>1:08.209</b>	+2.208	11:13:01.431
11	<b>1:07.624</b>	+1.623	11:14:09.055
12	<b>1:06.859</b>	+0.858	11:15:15.914
13	<b>1:06.001</b>	-	11:16:21.915
14	<b>1:06.016</b>	+0.015	11:17:27.931
15	<b>1:07.339</b>	+1.338	11:18:35.270

Lap	Lap Tm	Diff	Time of Day
<b>(77) Brian GORMAN</b>			
1	-:--		11:02:58.570
2	<b>1:20.524</b>	+12.412	11:04:19.094
3	<b>1:14.408</b>	+6.296	11:05:33.502
4	<b>1:09.004</b>	+0.892	11:06:42.506
5	<b>1:08.521</b>	+0.409	11:07:51.027
6	<b>1:08.112</b>	-	11:08:59.139
7	<b>1:09.843</b>	+1.731	11:10:08.982
8	<b>1:11.512</b>	+3.400	11:11:20.494
9	<b>5:22.785</b>	+4:14.673	11:16:43.279
10	<b>1:08.151</b>	+0.039	11:17:51.430

Lap	Lap Tm	Diff	Time of Day
<b>(48) Paul GRAY</b>			
1	-:--		11:03:03.747
2	<b>1:16.797</b>	+8.523	11:04:20.544
3	<b>1:15.160</b>	+6.886	11:05:35.704
4	<b>1:10.406</b>	+2.132	11:06:46.110
5	<b>1:09.391</b>	+1.117	11:07:55.501
6	<b>1:10.303</b>	+2.029	11:09:05.804
7	<b>1:10.011</b>	+1.737	11:10:15.815
8	<b>1:08.603</b>	+0.329	11:11:24.418
9	<b>1:08.809</b>	+0.535	11:12:33.227
10	<b>1:08.274</b>	-	11:13:41.501

Lap	Lap Tm	Diff	Time of Day
<b>(22) Craig WILKINS</b>			
1	-:--		11:02:50.935
2	<b>1:11.056</b>	+2.754	11:04:01.991
3	<b>1:19.072</b>	+10.770	11:05:21.063
4	<b>1:09.455</b>	+1.153	11:06:30.518
5	<b>1:09.328</b>	+1.026	11:07:39.846
6	<b>1:08.998</b>	+0.696	11:08:48.844
7	<b>1:09.006</b>	+0.704	11:09:57.850
8	<b>1:09.168</b>	+0.866	11:11:07.018
9	<b>1:08.334</b>	+0.032	11:12:15.352
10	<b>1:09.254</b>	+0.952	11:13:24.606
11	<b>1:08.998</b>	+0.696	11:14:33.604
12	<b>1:09.799</b>	+1.497	11:15:43.403
13	<b>1:09.539</b>	+1.237	11:16:52.942
14	<b>1:08.302</b>	-	11:18:01.244

Lap	Lap Tm	Diff	Time of Day
<b>(61) Bob CAMERON</b>			
1	-:--		11:03:04.676
2	<b>5:36.899</b>	+4:26.561	11:08:41.575
3	<b>1:11.403</b>	+1.065	11:09:52.978
4	<b>1:10.866</b>	+0.528	11:11:03.844
5	<b>1:10.593</b>	+0.255	11:12:14.437
6	<b>1:11.910</b>	+1.572	11:13:26.347
7	<b>1:10.338</b>	-	11:14:36.685
8	<b>1:11.596</b>	+1.258	11:15:48.281
9	<b>1:10.409</b>	+0.071	11:16:58.690
10	<b>1:10.411</b>	+0.073	11:18:09.101

Lap	Lap Tm	Diff	Time of Day
<b>(16) Richard O'MAHONY</b>			
1	-:--		11:02:52.767
2	<b>1:13.888</b>	+3.268	11:04:06.655
3	<b>1:14.407</b>	+3.787	11:05:21.062

Lap	Lap Tm	Diff	Time of Day
4	<b>1:11.090</b>	+0.470	11:06:32.152
5	<b>1:11.050</b>	+0.430	11:07:43.202
6	<b>1:11.708</b>	+1.088	11:08:54.910
7	<b>1:10.704</b>	+0.084	11:10:05.614
8	<b>1:10.795</b>	+0.175	11:11:16.409
9	<b>1:10.620</b>	-	11:12:27.029
10	<b>1:10.999</b>	+0.379	11:13:38.028
11	<b>1:11.640</b>	+1.020	11:14:49.668
12	<b>1:11.148</b>	+0.528	11:16:00.816
13	<b>1:12.867</b>	+2.247	11:17:13.683
14	<b>1:11.355</b>	+0.735	11:18:25.038

Lap	Lap Tm	Diff	Time of Day
<b>(54) Robin TITTERINGTON</b>			
1	-:--		11:02:58.927
2	<b>1:16.899</b>	+5.992	11:04:15.826
3	<b>1:16.842</b>	+5.935	11:05:32.668
4	<b>1:11.259</b>	+0.352	11:06:43.927
5	<b>1:11.207</b>	+0.300	11:07:55.134
6	<b>1:13.711</b>	+2.804	11:09:08.845
7	<b>1:11.789</b>	+0.882	11:10:20.634
8	<b>1:11.263</b>	+0.356	11:11:31.897
9	<b>1:11.148</b>	+0.241	11:12:43.045
10	<b>1:10.934</b>	+0.027	11:13:53.979
11	<b>1:10.907</b>	-	11:15:04.886
12	<b>1:11.308</b>	+0.401	11:16:16.194
13	<b>1:11.496</b>	+0.589	11:17:27.690
14	<b>1:12.102</b>	+1.195	11:18:39.792

Lap	Lap Tm	Diff	Time of Day
<b>(9) David WHELAN</b>			
1	-:--		11:03:11.823
2	<b>1:22.138</b>	+10.167	11:04:33.961
3	<b>1:15.480</b>	+3.509	11:05:49.441
4	<b>1:12.811</b>	+0.840	11:07:02.252
5	<b>1:11.971</b>	-	11:08:14.223

Lap	Lap Tm	Diff	Time of Day
<b>(76) Linda GORMAN</b>			
1	-:--		11:03:04.956
2	<b>1:33.665</b>	+11.191	11:04:38.621
3	<b>1:26.581</b>	+4.107	11:06:05.202
4	<b>1:25.481</b>	+3.007	11:07:30.683
5	<b>1:26.107</b>	+3.633	11:08:56.790
6	<b>1:24.962</b>	+2.488	11:10:21.752
7	<b>1:24.440</b>	+1.966	11:11:46.192
8	<b>1:24.138</b>	+1.664	11:13:10.330
9	<b>1:23.945</b>	+1.471	11:14:34.275
10	<b>1:24.480</b>	+2.006	11:15:58.755
11	<b>1:22.720</b>	+0.246	11:17:21.475
12	<b>1:22.474</b>	-	11:18:43.949

Lap	Lap Tm	Diff	Time of Day
<b>(13) Dave HUNTER</b>			
1	-:--		11:03:07.562
2	<b>1:32.542</b>	+10.010	11:04:40.104
3	<b>1:26.188</b>	+3.656	11:06:06.292
4	<b>1:28.920</b>	+6.388	11:07:35.212
5	<b>1:22.731</b>	+0.199	11:08:57.943
6	<b>1:26.453</b>	+3.921	11:10:24.396
7	<b>1:22.532</b>	-	11:11:46.928
8	<b>1:23.738</b>	+1.206	11:13:10.666
9	<b>1:25.060</b>	+2.528	11:14:35.726
10	<b>1:23.809</b>	+1.277	11:15:59.535
11	<b>1:23.397</b>	+0.865	11:17:22.932
12	<b>1:24.421</b>	+1.889	11:18:47.353

# Aston Martin St John Horsfall Meeting

Irish Porsche Open

Silverstone National 1.639 Miles


Race 7

02/06/2007 16:10

Race (15:00 Time)

7  
6  
5  
4  
3  
2  
1

[76] Linda GORMAN	[1:22.532] [13] Dave HUNTER
<hr/> <b>13</b> [1:10.907] [54] Robin TITTERINGTON	<hr/> <b>14</b> [1:11.971] [9] David WHELAN
<hr/> <b>11</b> [1:10.338] [61] Bob CAMERON	<hr/> <b>12</b> [1:10.620] [16] Richard O'MAHONY
<hr/> <b>9</b> [1:08.274] [48] Paul GRAY	<hr/> <b>10</b> [1:08.302] [22] Craig WILKINS
<hr/> <b>7</b> [1:06.001] [6] Marc HAYNES	<hr/> <b>8</b> [1:08.112] [77] Brian GORMAN
<hr/> <b>5</b> [1:03.966] [1] Jim O'REILLY	<hr/> <b>6</b> [1:04.486] [17] Thomes HALLISSEY
<hr/> <b>3</b> [1:02.099] [24] Colin BROSTER	<hr/> <b>4</b> [1:03.738] [33] Stephen DOYLE
<hr/> <b>1</b>	<hr/> <b>2</b>



## Aston Martin St John Horsfall Meeting

Sorted on Best Lap time

AMOC 50s Sports Car Team Challenge

Silverstone National 1.639 Miles

Qualifying

02/06/2007 11:30

Qualify (15:00 Time)

Pos	No.	Class	Name	Car	Laps	Best Tm	Diff	Best Spd	In Lap	2nd Bes
1	58	50 F3	David BENNETT	Aston Martin DB3S	13	1:14.725	-	78.962	6	1:14.975
2	61	50 F1	Adrian BEECROFT	Aston Martin DBR1	12	1:15.503	+0.778	78.148	6	1:15.559
3	12	50 H1	Drew CAMERON	Austin Healey Speedwell	13	1:16.677	+1.952	76.951	12	1:17.572
4	38	50 J1	Kevin ZWOLINSKI	Jaguar XK140	12	1:17.264	+2.539	76.367	11	1:17.793
5	99	50 AC2	Paul CONWAY	AC Ace Bristol	12	1:17.624	+2.899	76.013	11	1:17.879
6	6	50 J1	Nicholas WILKINS	Jaguar XK120	13	1:17.824	+3.099	75.817	6	1:18.049
7	40	50 F3	Nicholas RUDDLELL	Aston Martin MKIII	11	1:18.397	+3.672	75.263	5	1:18.528
8	87	50 J1	Glenn TOLLETT	Jaguar XK120	12	1:18.673	+3.948	74.999	6	1:18.702
9	45	50 F2	Douglas BARKER	Aston Martin DB2/4 MkII	11	1:19.406	+4.681	74.307	5	1:19.854
10	22	50 H1	David JENKINS	Austin Healey Frogeye Sj	12	1:19.645	+4.920	74.084	4	1:19.980
11	5	50 AR1	Martin BREWER	Alfa Romeo Giulia Spider	9	1:19.816	+5.091	73.925	9	1:20.782
12	79	50 AR1	Peter SHAW	Alfa Romeo Giulietta Spr	12	1:20.809	+6.084	73.017	11	1:20.817
13	53	50 F1	Anne REED	Aston Martin DB2	11	1:20.960	+6.235	72.880	11	1:22.066
14	11	50 AC1	David EMMANS	AC Bristol	12	1:21.136	+6.411	72.722	9	1:21.748
15	68	50 AC1	John ARNOLD	AC Ace	11	1:21.670	+6.945	72.247	10	1:22.206
16	32	50 I	Michael HAIG	RGS Atalanta	11	1:21.963	+7.238	71.989	11	1:23.811
17	69	50 AR1	James WISEMAN	Alfa Romeo Giulietta Spr	12	1:22.250	+7.525	71.737	6	1:22.413
18	26	50 AC1	Paul STAFFORD	AC Ace Bristol	11	1:23.100	+8.375	71.004	5	1:23.206
19	33	50 F1	Mark CAMPBELL	Aston Martin DB2/4 MkI	11	1:23.479	+8.754	70.681	10	1:23.684
20	86	50 AC2	Andrew MITCHELL	Bristol 401 2 Seater Spor	11	1:27.088	+12.363	67.752	7	1:27.572
21	44	50 H1	Mike THORNE	Austin Healey 100M	4	1:30.298	+15.573	65.344	2	1:31.997
22	42	50 F2	Grhaam BARKER	Aston Martin DB2/4 MkI	11	1:31.885	+17.160	64.215	6	1:32.084
23	36	50 F2	Colin CAMPBELL	Aston Martin DB2	6	1:38.025	+23.300	60.193	2	1:38.590

# Aston Martin St John Horsfall Meeting

## AMOC 50s Sports Car Team Challenge

## Silverstone National 1.639 Miles

### Qualifying

02/06/2007 11:30

### Qualify (15:00 Time)

Lap	Lap Tm	Diff	Time of Day
<b>(58) David BENNETT</b>			
1	-:--		11:22:26.240
2	<b>1:21.630</b>	+6.905	11:23:47.870
3	<b>1:17.180</b>	+2.455	11:25:05.050
4	<b>1:14.975</b>	+0.250	11:26:20.025
5	<b>1:16.537</b>	+1.812	11:27:36.562
6	<b>1:14.725</b>	-	11:28:51.287
7	<b>1:17.279</b>	+2.554	11:30:08.566
8	<b>1:17.424</b>	+2.699	11:31:25.990
9	<b>1:20.761</b>	+6.036	11:32:46.751
10	<b>1:16.619</b>	+1.894	11:34:03.370
11	<b>1:17.075</b>	+2.350	11:35:20.445
12	<b>1:17.341</b>	+2.616	11:36:37.786
13	<b>1:17.733</b>	+3.008	11:37:55.519

Lap	Lap Tm	Diff	Time of Day
<b>(61) Adrian BEECROFT</b>			
1	-:--		11:22:25.461
2	<b>1:31.028</b>	+15.525	11:23:56.489
3	<b>1:18.881</b>	+3.378	11:25:15.370
4	<b>1:19.007</b>	+3.504	11:26:34.377
5	<b>1:17.299</b>	+1.796	11:27:51.676
6	<b>1:15.503</b>	-	11:29:07.179
7	<b>1:15.559</b>	+0.056	11:30:22.738
8	<b>1:16.113</b>	+0.610	11:31:38.851
9	<b>1:16.360</b>	+0.857	11:32:55.211
10	<b>1:19.233</b>	+3.730	11:34:14.444
11	<b>1:16.977</b>	+1.474	11:35:31.421
12	<b>1:18.274</b>	+2.771	11:36:49.695

Lap	Lap Tm	Diff	Time of Day
<b>(12) Drew CAMERON</b>			
1	-:--		11:22:08.838
2	<b>1:21.271</b>	+4.594	11:23:30.109
3	<b>1:19.272</b>	+2.595	11:24:49.381
4	<b>1:18.948</b>	+2.271	11:26:08.329
5	<b>1:18.913</b>	+2.236	11:27:27.242
6	<b>1:18.233</b>	+1.556	11:28:45.475
7	<b>1:18.527</b>	+1.850	11:30:04.002
8	<b>1:18.843</b>	+2.166	11:31:22.845
9	<b>1:18.874</b>	+2.197	11:32:41.719
10	<b>1:18.184</b>	+1.507	11:33:59.903
11	<b>1:17.572</b>	+0.895	11:35:17.475
12	<b>1:16.677</b>	-	11:36:34.152
13	<b>1:19.202</b>	+2.525	11:37:53.354

Lap	Lap Tm	Diff	Time of Day
<b>(38) Kevin ZWOLINSKI</b>			
1	-:--		11:22:19.106
2	<b>1:28.501</b>	+11.237	11:23:47.607
3	<b>1:22.927</b>	+5.663	11:25:10.534
4	<b>1:18.789</b>	+1.525	11:26:29.323
5	<b>1:17.793</b>	+0.529	11:27:47.116
6	<b>1:18.131</b>	+0.867	11:29:05.247
7	<b>1:18.427</b>	+1.163	11:30:23.674
8	<b>1:18.085</b>	+0.821	11:31:41.759
9	<b>1:18.874</b>	+1.610	11:33:00.633
10	<b>1:17.860</b>	+0.596	11:34:18.493
11	<b>1:17.264</b>	-	11:35:35.757
12	<b>1:18.363</b>	+1.099	11:36:54.120

Lap	Lap Tm	Diff	Time of Day
<b>(99) Paul CONWAY</b>			
1	-:--		11:22:20.046
2	<b>1:25.741</b>	+8.117	11:23:45.787
3	<b>1:20.646</b>	+3.022	11:25:06.433
4	<b>1:18.730</b>	+1.106	11:26:25.163
5	<b>1:17.879</b>	+0.255	11:27:43.042
6	<b>1:18.561</b>	+0.937	11:29:01.603

Lap	Lap Tm	Diff	Time of Day
7	<b>1:18.265</b>	+0.641	11:30:19.868
8	<b>1:18.115</b>	+0.491	11:31:37.983
9	<b>1:18.692</b>	+1.068	11:32:56.675
10	<b>1:19.477</b>	+1.853	11:34:16.152
11	<b>1:17.624</b>	-	11:35:33.776
12	<b>1:18.235</b>	+0.611	11:36:52.011

Lap	Lap Tm	Diff	Time of Day
<b>(6) Nicholas WILKINS</b>			
1	-:--		11:22:14.740
2	<b>1:19.342</b>	+1.518	11:23:34.082
3	<b>1:18.139</b>	+0.315	11:24:52.221
4	<b>1:19.527</b>	+1.703	11:26:11.748
5	<b>1:18.049</b>	+0.225	11:27:29.797
6	<b>1:17.824</b>	-	11:28:47.621
7	<b>1:18.800</b>	+0.976	11:30:06.421
8	<b>1:18.951</b>	+1.127	11:31:25.372
9	<b>1:18.914</b>	+1.090	11:32:44.286
10	<b>1:18.428</b>	+0.604	11:34:02.714
11	<b>1:18.696</b>	+0.872	11:35:21.410
12	<b>1:18.248</b>	+0.424	11:36:39.658
13	<b>1:19.967</b>	+2.143	11:37:59.625

Lap	Lap Tm	Diff	Time of Day
<b>(40) Nicholas RUDELL</b>			
1	-:--		11:22:35.678
2	<b>1:24.150</b>	+5.753	11:23:59.828
3	<b>1:20.908</b>	+2.511	11:25:20.736
4	<b>1:18.771</b>	+0.374	11:26:39.507
5	<b>1:18.397</b>	-	11:27:57.904
6	<b>1:19.888</b>	+1.491	11:29:17.792
7	<b>1:19.395</b>	+0.998	11:30:37.187
8	<b>1:18.611</b>	+0.214	11:31:55.798
9	<b>1:19.105</b>	+0.708	11:33:14.903
10	<b>1:18.528</b>	+0.131	11:34:33.431
11	<b>1:18.661</b>	+0.264	11:35:52.092

Lap	Lap Tm	Diff	Time of Day
<b>(87) Glenn TOLLETT</b>			
1	-:--		11:22:10.765
2	<b>1:20.153</b>	+1.480	11:23:30.918
3	<b>1:20.609</b>	+1.936	11:24:51.527
4	<b>1:19.810</b>	+1.137	11:26:11.337
5	<b>1:19.582</b>	+0.909	11:27:30.919
6	<b>1:18.673</b>	-	11:28:49.592
7	<b>1:18.702</b>	+0.029	11:30:08.294
8	<b>1:19.874</b>	+1.201	11:31:28.168
9	<b>1:21.483</b>	+2.810	11:32:49.651
10	<b>1:20.677</b>	+2.004	11:34:10.328
11	<b>1:19.655</b>	+0.982	11:35:29.983
12	<b>1:19.186</b>	+0.513	11:36:49.169

Lap	Lap Tm	Diff	Time of Day
<b>(45) Douglas BARKER</b>			
1	-:--		11:22:45.627
2	<b>1:26.122</b>	+6.716	11:24:11.749
3	<b>1:24.171</b>	+4.765	11:25:35.920
4	<b>1:20.509</b>	+1.103	11:26:56.429
5	<b>1:19.406</b>	-	11:28:15.835
6	<b>1:19.854</b>	+0.448	11:29:35.689
7	<b>1:19.923</b>	+0.517	11:30:55.612
8	<b>1:20.675</b>	+1.269	11:32:16.287
9	<b>1:20.265</b>	+0.859	11:33:36.552
10	<b>1:20.138</b>	+0.732	11:34:56.690
11	<b>1:23.186</b>	+3.780	11:36:19.876

Lap	Lap Tm	Diff	Time of Day
<b>(22) David JENKINS</b>			
1	-:--		11:22:15.704
2	<b>1:23.089</b>	+3.444	11:23:38.793
3	<b>1:20.922</b>	+1.277	11:24:59.715

Lap	Lap Tm	Diff	Time of Day
4	<b>1:19.645</b>	-	11:26:19.360
5	<b>1:22.163</b>	+2.518	11:27:41.523
6	<b>1:20.817</b>	+1.172	11:29:02.340
7	<b>1:19.980</b>	+0.335	11:30:22.320
8	<b>1:22.884</b>	+3.239	11:31:45.204
9	<b>1:21.351</b>	+1.706	11:33:06.555
10	<b>1:20.983</b>	+1.338	11:34:27.538
11	<b>1:20.596</b>	+0.951	11:35:48.134
12	<b>1:20.540</b>	+0.895	11:37:08.674

Lap	Lap Tm	Diff	Time of Day
<b>(5) Martin BREWER</b>			
1	-:--		11:22:32.634
2	<b>1:26.434</b>	+6.618	11:23:59.068
3	<b>1:23.395</b>	+3.579	11:25:22.463
4	<b>1:21.022</b>	+1.206	11:26:43.485
5	<b>1:21.626</b>	+1.810	11:28:05.111
6	<b>1:21.364</b>	+1.548	11:29:26.475
7	<b>1:20.782</b>	+0.966	11:30:47.257
8	<b>1:21.807</b>	+1.991	11:32:09.064
9	<b>1:19.816</b>	-	11:33:28.880

Lap	Lap Tm	Diff	Time of Day
<b>(79) Peter SHAW</b>			
1	-:--		11:22:16.873
2	<b>1:24.574</b>	+3.765	11:23:41.447
3	<b>1:21.712</b>	+0.903	11:25:03.159
4	<b>1:21.479</b>	+0.670	11:26:24.638
5	<b>1:22.232</b>	+1.423	11:27:46.870
6	<b>1:22.571</b>	+1.762	11:29:09.441
7	<b>1:22.119</b>	+1.310	11:30:31.560
8	<b>1:21.739</b>	+0.930	11:31:53.299
9	<b>1:21.439</b>	+0.630	11:33:14.738
10	<b>1:20.817</b>	+0.008	11:34:35.555
11	<b>1:20.809</b>	-	11:35:56.364
12	<b>1:21.609</b>	+0.800	11:37:17.973

Lap	Lap Tm	Diff	Time of Day
<b>(53) Anne REED</b>			
1	-:--		11:22:55.701
2	<b>1:28.735</b>	+7.775	11:24:24.436
3	<b>1:27.258</b>	+6.298	11:25:51.694
4	<b>1:22.066</b>	+1.106	11:27:13.760
5	<b>1:25.290</b>	+4.330	11:28:39.050
6	<b>1:22.155</b>	+1.195	11:30:01.205
7	<b>1:28.743</b>	+7.783	11:31:29.948
8	<b>1:22.650</b>	+1.690	11:32:52.598
9	<b>1:26.665</b>	+5.705	11:34:19.263
10	<b>1:22.355</b>	+1.395	11:35:41.618
11	<b>1:20.960</b>	-	11:37:02.578

Lap	Lap Tm	Diff	Time of Day
<b>(11) David EMMANS</b>			
1	-:--		11:22:24.242
2	<b>1:27.198</b>	+6.062	11:23:51.440
3	<b>1:23.310</b>	+2.174	11:25:14.750
4	<b>1:23.815</b>	+2.679	11:26:38.565
5	<b>1:23.033</b>	+1.897	11:28:01.598
6	<b>1:23.969</b>	+2.833	11:29:25.567
7	<b>1:23.412</b>	+2.276	11:30:48.979
8	<b>1:21.903</b>	+0.767	11:32:10.882
9	<b>1:21.136</b>	-	11:33:32.018
10	<b>1:22.048</b>	+0.912	11:34:54.066
11	<b>1:23.218</b>	+2.082	11:36:17.284
12	<b>1:21.748</b>	+0.612	11:37:39.032

Lap	Lap Tm	Diff	Time of Day
<b>(68) John ARNOLD</b>			
1	-:--		11:22:46.529
2	<b>1:36.506</b>	+14.836	11:24:23.035
3	<b>1:24.889</b>	+3.219	11:25:47.924

# Aston Martin St John Horsfall Meeting

AMOC 50s Sports Car Team Challenge

Silverstone National 1.639 Miles

Qualifying

02/06/2007 11:30

Qualify (15:00 Time)

Lap	Lap Tm	Diff	Time of Day
4	1:24.217	+2.547	11:27:12.141
5	1:23.978	+2.308	11:28:36.119
6	1:24.025	+2.355	11:30:00.144
7	1:22.803	+1.133	11:31:22.947
8	1:24.239	+2.569	11:32:47.186
9	1:22.206	+0.536	11:34:09.392
10	1:21.670	-	11:35:31.062
11	1:22.796	+1.126	11:36:53.858

(32) Michael HAIG

1	-:---		11:22:42.757
2	1:34.126	+12.163	11:24:16.883
3	1:30.278	+8.315	11:25:47.161
4	1:24.788	+2.825	11:27:11.949
5	1:23.811	+1.848	11:28:35.760
6	1:24.270	+2.307	11:30:00.030
7	1:26.072	+4.109	11:31:26.102
8	1:24.083	+2.120	11:32:50.185
9	1:25.835	+3.872	11:34:16.020
10	1:23.993	+2.030	11:35:40.013
11	1:21.963	-	11:37:01.976

(69) James WISEMAN

1	-:---		11:22:22.992
2	1:32.631	+10.381	11:23:55.623
3	1:24.914	+2.664	11:25:20.537
4	1:22.556	+0.306	11:26:43.093
5	1:22.689	+0.439	11:28:05.782
6	1:22.250	-	11:29:28.032
7	1:22.413	+0.163	11:30:50.445
8	1:22.539	+0.289	11:32:12.984
9	1:22.978	+0.728	11:33:35.962
10	1:23.849	+1.599	11:34:59.811
11	1:23.164	+0.914	11:36:22.975
12	1:24.385	+2.135	11:37:47.360

(26) Paul STAFFORD

1	-:---		11:22:39.331
2	1:31.539	+8.439	11:24:10.870
3	1:24.694	+1.594	11:25:35.564
4	1:23.734	+0.634	11:26:59.298
5	1:23.100	-	11:28:22.398
6	1:23.560	+0.460	11:29:45.958
7	1:23.206	+0.106	11:31:09.164
8	1:25.522	+2.422	11:32:34.686
9	1:27.796	+4.696	11:34:02.482
10	1:26.312	+3.212	11:35:28.794
11	1:26.758	+3.658	11:36:55.552

(33) Mark CAMPBELL

1	-:---		11:22:36.549
2	1:32.691	+9.212	11:24:09.240
3	1:27.406	+3.927	11:25:36.646
4	1:25.347	+1.868	11:27:01.993
5	1:25.495	+2.016	11:28:27.488
6	1:24.622	+1.143	11:29:52.110
7	1:25.339	+1.860	11:31:17.449
8	1:26.557	+3.078	11:32:44.006
9	1:26.882	+3.403	11:34:10.888
10	1:23.479	-	11:35:34.367
11	1:23.684	+0.205	11:36:58.051

(86) Andrew MITCHELL

1	-:---		11:22:22.280
2	1:32.801	+5.713	11:23:55.081
3	1:30.453	+3.365	11:25:25.534

Lap	Lap Tm	Diff	Time of Day
4	1:29.114	+2.026	11:26:54.648
5	1:27.572	+0.484	11:28:22.220
6	1:27.990	+0.902	11:29:50.210
7	1:27.088	-	11:31:17.298
8	1:30.307	+3.219	11:32:47.605
9	1:30.296	+3.208	11:34:17.901
10	1:28.744	+1.656	11:35:46.645
11	1:28.812	+1.724	11:37:15.457

(44) Mike THORNE

1	-:---		11:22:20.382
2	1:30.298	-	11:23:50.680
3	1:31.997	+1.699	11:25:22.677
4	1:35.205	+4.907	11:26:57.882

(42) Grhaam BARKER

1	-:---		11:22:29.990
2	1:33.914	+2.029	11:24:03.904
3	1:32.678	+0.793	11:25:36.582
4	1:32.539	+0.654	11:27:09.121
5	1:32.972	+1.087	11:28:42.093
6	1:31.885	-	11:30:13.978
7	1:33.177	+1.292	11:31:47.155
8	1:32.578	+0.693	11:33:19.733
9	1:32.084	+0.199	11:34:51.817
10	1:35.564	+3.679	11:36:27.381
11	1:33.395	+1.510	11:38:00.776

(36) Colin CAMPBELL

1	-:---		11:22:55.234
2	1:38.025	-	11:24:33.259
3	1:38.590	+0.565	11:26:11.849
4	1:43.250	+5.225	11:27:55.099
5	1:41.563	+3.538	11:29:36.662
6	1:42.851	+4.826	11:31:19.513

Lap	Lap Tm	Diff	Time of Day
-----	--------	------	-------------

# Aston Martin St John Horsfall Meeting

AMOC 50s Sports Car Team Challenge

Silverstone National 1.639 Miles

Race 8

02/06/2007 16:40

Race (15:00 Time)

12

[1:38.025]  
[36] Colin CAMPBELL

11

**23**  
[1:30.298]  
[44] Mike THORNE

10

**21**  
[1:23.479]  
[33] Mark CAMPBELL

9

**19**  
[1:22.250]  
[69] James WISEMAN

8

**17**  
[1:21.670]  
[68] John ARNOLD

7

**15**  
[1:20.960]  
[53] Anne REED

6

**13**  
[1:19.816]  
[5] Martin BREWER

5

**11**  
[1:19.406]  
[45] Douglas BARKER

4

**9**  
[1:18.397]  
[40] Nicholas RUDELL

3

**7**  
[1:17.624]  
[99] Paul CONWAY

2

**5**  
[1:16.677]  
[12] Drew CAMERON

1

**3**  
[1:14.725]  
[58] David BENNETT

**1**

[1:31.885]  
[42] Grhaam BARKER

**22**  
[1:27.088]  
[86] Andrew MITCHELL

**20**  
[1:23.100]  
[26] Paul STAFFORD

**18**  
[1:21.963]  
[32] Michael HAIG

**16**  
[1:21.136]  
[11] David EMMANS

**14**  
[1:20.809]  
[79] Peter SHAW

**12**  
[1:19.645]  
[22] David JENKINS

**10**  
[1:18.673]  
[87] Glenn TOLLETT

**8**  
[1:17.824]  
[6] Nicholas WILKINS

**6**  
[1:17.264]  
[38] Kevin ZWOLINSKI

**4**  
[1:15.503]  
[61] Adrian BEECROFT

**2**



## Invitation Allcomers Race

Silverstone National 1.639 Miles

## Qualifying

02/06/2007 11:53

## Qualify (15:00 Time)

Pos	No.	Class	Name	Car	Laps	Best Tm	Diff	Best Spd	In Lap	2nd Bes
1	23	INV D	Jackie COCHRANE	Sunbeam Tiger	8	1:04.208	-	91.895	8	1:04.466
2	8	INV C	Rex STAMP	Lotus Exige	14	1:05.885	+1.677	89.556	14	1:06.130
3	13	INV C	Thornton MUSTARD	Jaguar D Type Replica	6	1:06.427	+2.219	88.825	6	1:07.979
4	3	INV D	Christopher SCRAGG	Aston Martin V8	8	1:07.368	+3.160	87.585	7	1:07.545
5	11	INV C	Russell TREASURE	Lotus Exige	6	1:07.588	+3.380	87.300	6	1:09.117
6	70	INV C	Tim MOGRIDGE	Ferrari 355 Challenge	14	1:07.644	+3.436	87.227	10	1:08.041
7	42	INV D	Gillian GOLDSMITH	Aston Martin N24 Vantaç	13	1:07.769	+3.561	87.066	7	1:08.020
8	47	INV C	Simon VERSCHUEREN	VW Golf MKII GTI 16V	11	1:08.086	+3.878	86.661	9	1:08.112
9	15	INV D	Matthew LEWIS	Aston Martin V8	13	1:08.752	+4.544	85.822	8	1:09.098
10	18	INV B	Jim O'REILLY	Porsche 911 RS	13	1:09.783	+5.575	84.554	7	1:09.873
11	22	INV B	Daniel JARVIS	Lotus Eclat 2.2	13	1:11.346	+7.138	82.701	11	1:11.636
12	4	INV D	David BROOKER-CAREY	Aston Martin N24	12	1:11.505	+7.297	82.517	7	1:12.250
13	7	INV B	Jeremy COOKE	Austin Healey 3000	10	1:13.283	+9.075	80.515	9	1:14.496
14	27	INV C	Lawrence COPPOCK	Jaguar XJS	13	1:13.717	+9.509	80.041	7	1:14.229
15	21	INV A	Tracy DARREN MORRIS	MG ZR	8	1:15.052	+10.844	78.617	8	1:15.054
16	82	INV A	Douglas BARKER	Sunbeam Alpine	10	1:15.248	+11.040	78.413	10	1:15.284
17	2	INV D	Christopher DRAYCOTT	Sunbeam Alpine Series 5	9	1:15.824	+11.616	77.817	6	1:16.161
18	96	INV A	Mike BELL	Gilbern GT 1800	12	1:20.875	+16.667	72.957	11	1:21.117
19	53	INV A	Paula MARKLEW	MG B Roadster	12	1:21.011	+16.803	72.835	11	1:21.257



# Aston Martin St John Horsfall Meeting

## Invitation Allcomers Race

## Silverstone National 1.639 Miles

### Qualifying

02/06/2007 11:53

### Qualify (15:00 Time)

Lap	Lap Tm	Diff	Time of Day
-----	--------	------	-------------

(23) Jackie COCHRANE			
1	-:--		11:54:26.132
2	<b>1:07.031</b>	+2.823	11:55:33.163
3	<b>1:04.466</b>	+0.258	11:56:37.629
4	<b>1:05.134</b>	+0.926	11:57:42.763
5	<b>1:17.192</b>	+12.984	11:58:59.955
6	<b>5:03.020</b>	+3:58.812	12:04:02.975
7	<b>1:05.774</b>	+1.566	12:05:08.749
8	<b>1:04.208</b>	-	12:06:12.957

(8) Rex STAMP			
1	-:--		11:54:31.905
2	<b>1:09.210</b>	+3.325	11:55:41.115
3	<b>1:07.674</b>	+1.789	11:56:48.789
4	<b>1:07.400</b>	+1.515	11:57:56.189
5	<b>1:08.734</b>	+2.849	11:59:04.923
6	<b>1:08.372</b>	+2.487	12:00:13.295
7	<b>1:06.897</b>	+1.012	12:01:20.192
8	<b>1:07.713</b>	+1.828	12:02:27.905
9	<b>1:06.381</b>	+0.496	12:03:34.286
10	<b>1:07.453</b>	+1.568	12:04:41.739
11	<b>1:06.634</b>	+0.749	12:05:48.373
12	<b>1:06.977</b>	+1.092	12:06:55.350
13	<b>1:06.130</b>	+0.245	12:08:01.480
14	<b>1:05.885</b>	-	12:09:07.365

(13) Thornton MUSTARD			
1	-:--		11:54:42.442
2	<b>1:18.595</b>	+12.168	11:56:01.037
3	<b>1:07.979</b>	+1.552	11:57:09.016
4	<b>1:11.361</b>	+4.934	11:58:20.377
5	<b>1:10.532</b>	+4.105	11:59:30.909
6	<b>1:06.427</b>	-	12:00:37.336

(3) Christopher SCRAZZ			
1	-:--		11:54:32.537
2	<b>1:09.711</b>	+2.343	11:55:42.248
3	<b>1:07.545</b>	+0.177	11:56:49.793
4	<b>1:10.842</b>	+3.474	11:58:00.635
5	<b>1:15.520</b>	+8.152	11:59:16.155
6	<b>1:13.705</b>	+6.337	12:00:29.860
7	<b>1:07.368</b>	-	12:01:37.228
8	<b>1:07.905</b>	+0.537	12:02:45.133

(11) Russell TREASURE			
1	-:--		11:54:37.943
2	<b>1:16.198</b>	+8.610	11:55:54.141
3	<b>1:09.117</b>	+1.529	11:57:03.258
4	<b>1:11.634</b>	+4.046	11:58:14.892
5	<b>1:10.505</b>	+2.917	11:59:25.397
6	<b>1:07.588</b>	-	12:00:32.985

(70) Tim MOGRIDGE			
1	-:--		11:54:22.777
2	<b>1:10.198</b>	+2.554	11:55:32.975
3	<b>1:08.747</b>	+1.103	11:56:41.722
4	<b>1:08.511</b>	+0.867	11:57:50.233
5	<b>1:15.120</b>	+7.476	11:59:05.353
6	<b>1:14.166</b>	+6.522	12:00:19.519
7	<b>1:08.102</b>	+0.458	12:01:27.621
8	<b>1:08.041</b>	+0.397	12:02:35.662
9	<b>1:08.091</b>	+0.447	12:03:43.753
10	<b>1:07.644</b>	-	12:04:51.397
11	<b>1:08.693</b>	+1.049	12:06:00.090
12	<b>1:08.138</b>	+0.494	12:07:08.228

Lap	Lap Tm	Diff	Time of Day
-----	--------	------	-------------

(42) Gillian GOLDSMITH			
1	-:--		11:54:49.116
2	<b>1:18.795</b>	+11.026	11:56:07.911
3	<b>1:13.263</b>	+5.494	11:57:21.174
4	<b>1:16.193</b>	+8.424	11:58:37.367
5	<b>1:14.818</b>	+7.049	11:59:52.185
6	<b>1:15.414</b>	+7.645	12:01:07.599
7	<b>1:07.769</b>	-	12:02:15.368
8	<b>1:08.911</b>	+1.142	12:03:24.279
9	<b>1:08.818</b>	+1.049	12:04:33.097
10	<b>1:08.071</b>	+0.302	12:05:41.168
11	<b>1:08.202</b>	+0.433	12:06:49.370
12	<b>1:08.760</b>	+0.991	12:07:58.130
13	<b>1:08.020</b>	+0.251	12:09:06.150

(47) Simon VERSCHUEREN			
1	-:--		11:54:25.866
2	<b>1:10.022</b>	+1.936	11:55:35.888
3	<b>1:08.939</b>	+0.853	11:56:44.827
4	<b>1:10.035</b>	+1.949	11:57:54.862
5	<b>1:11.082</b>	+2.996	11:59:05.944
6	<b>4:59.393</b>	+3:51.307	12:04:05.337
7	<b>1:08.561</b>	+0.475	12:05:13.898
8	<b>1:09.321</b>	+1.235	12:06:23.219
9	<b>1:08.086</b>	-	12:07:31.305
10	<b>1:08.112</b>	+0.026	12:08:39.417
11	<b>1:08.377</b>	+0.291	12:09:47.794

(15) Matthew LEWIS			
1	-:--		11:54:52.877
2	<b>1:25.362</b>	+16.610	11:56:18.239
3	<b>1:17.029</b>	+8.277	11:57:35.268
4	<b>1:19.736</b>	+10.984	11:58:55.004
5	<b>1:13.568</b>	+4.816	12:00:08.572
6	<b>1:09.357</b>	+0.605	12:01:17.929
7	<b>1:12.236</b>	+3.484	12:02:30.165
8	<b>1:08.752</b>	-	12:03:38.917
9	<b>1:09.109</b>	+0.357	12:04:48.026
10	<b>1:14.174</b>	+5.422	12:06:02.200
11	<b>1:09.677</b>	+0.925	12:07:11.877
12	<b>1:09.762</b>	+1.010	12:08:21.639
13	<b>1:09.098</b>	+0.346	12:09:30.737

(18) Jim O'REILLY			
1	-:--		11:54:50.415
2	<b>1:18.057</b>	+8.274	11:56:08.472
3	<b>1:13.094</b>	+3.311	11:57:21.566
4	<b>1:15.981</b>	+6.198	11:58:37.547
5	<b>1:14.846</b>	+5.063	11:59:52.393
6	<b>1:12.993</b>	+3.210	12:01:05.386
7	<b>1:09.783</b>	-	12:02:15.169
8	<b>1:10.197</b>	+0.414	12:03:25.366
9	<b>1:10.159</b>	+0.376	12:04:35.525
10	<b>1:09.873</b>	+0.090	12:05:45.398
11	<b>1:10.211</b>	+0.428	12:06:55.609
12	<b>1:10.632</b>	+0.849	12:08:06.241
13	<b>1:10.389</b>	+0.606	12:09:16.630

(22) Daniel JARVIS			
1	-:--		11:54:33.840
2	<b>1:18.216</b>	+6.870	11:55:52.056
3	<b>1:14.116</b>	+2.770	11:57:06.172
4	<b>1:14.059</b>	+2.713	11:58:20.231

Lap	Lap Tm	Diff	Time of Day
5	<b>1:14.177</b>	+2.831	11:59:34.408
6	<b>1:12.927</b>	+1.581	12:00:47.335
7	<b>1:12.152</b>	+0.806	12:01:59.487
8	<b>1:12.627</b>	+1.281	12:03:12.114
9	<b>1:11.846</b>	+0.500	12:04:23.960
10	<b>1:11.636</b>	+0.290	12:05:35.596
11	<b>1:11.346</b>	-	12:06:46.942
12	<b>1:12.962</b>	+1.616	12:07:59.904
13	<b>1:13.243</b>	+1.897	12:09:13.147

(4) David BROOKER-CAREY			
1	-:--		11:54:48.403
2	<b>1:18.836</b>	+7.331	11:56:07.239
3	<b>1:13.550</b>	+2.045	11:57:20.789
4	<b>1:16.455</b>	+4.950	11:58:37.244
5	<b>1:19.456</b>	+7.951	11:59:56.700
6	<b>1:13.934</b>	+2.429	12:01:10.634
7	<b>1:11.505</b>	-	12:02:22.139
8	<b>1:13.343</b>	+1.838	12:03:35.482
9	<b>1:12.250</b>	+0.745	12:04:47.732
10	<b>1:15.669</b>	+4.164	12:06:03.401
11	<b>1:12.578</b>	+1.073	12:07:15.979
12	<b>1:14.396</b>	+2.891	12:08:30.375

(7) Jeremy COOKE			
1	-:--		11:54:50.198
2	<b>1:23.726</b>	+10.443	11:56:13.924
3	<b>1:20.436</b>	+7.153	11:57:34.360
4	<b>1:20.435</b>	+7.152	11:58:54.795
5	<b>1:20.023</b>	+6.740	12:00:14.818
6	<b>1:15.465</b>	+2.182	12:01:30.283
7	<b>1:14.496</b>	+1.213	12:02:44.779
8	<b>1:15.510</b>	+2.227	12:04:00.289
9	<b>1:13.283</b>	-	12:05:13.572
10	<b>1:15.185</b>	+1.902	12:06:28.757

(27) Lawrence COPPOCK			
1	-:--		11:54:33.190
2	<b>1:18.350</b>	+4.633	11:55:51.540
3	<b>1:16.310</b>	+2.593	11:57:07.850
4	<b>1:18.050</b>	+4.333	11:58:25.900
5	<b>1:16.202</b>	+2.485	11:59:42.102
6	<b>1:16.442</b>	+2.725	12:00:58.544
7	<b>1:13.717</b>	-	12:02:12.261
8	<b>1:15.050</b>	+1.333	12:03:27.311
9	<b>1:14.229</b>	+0.512	12:04:41.540
10	<b>1:14.902</b>	+1.185	12:05:56.442
11	<b>1:14.233</b>	+0.516	12:07:10.675
12	<b>1:15.415</b>	+1.698	12:08:26.090
13	<b>1:14.774</b>	+1.057	12:09:40.864

(21) Tracy DARREN MORRIS			
1	-:--		11:54:49.807
2	<b>1:23.606</b>	+8.554	11:56:13.413
3	<b>7:11.077</b>	+5:56.025	12:03:24.490
4	<b>1:18.283</b>	+3.231	12:04:42.773
5	<b>1:17.297</b>	+2.245	12:06:00.070
6	<b>1:15.054</b>	+0.002	12:07:15.124
7	<b>1:16.064</b>	+1.012	12:08:31.188
8	<b>1:15.052</b>	-	12:09:46.240

(82) Douglas BARKER			
1	-:--		11:54:52.217
2	<b>1:25.920</b>	+10.672	11:56:18.137
3	<b>1:21.597</b>	+6.349	11:57:39.734
4	<b>4:10.693</b>	+2:55.445	12:01:50.427

# Aston Martin St John Horsfall Meeting

Invitation Allcomers Race

Silverstone National 1.639 Miles

Qualifying

02/06/2007 11:53

Qualify (15:00 Time)

Lap	Lap Tm	Diff	Time of Day
5	1:17.015	+1.767	12:03:07.442
6	1:16.132	+0.884	12:04:23.574
7	1:15.284	+0.036	12:05:38.858
8	1:15.858	+0.610	12:06:54.716
9	1:15.921	+0.673	12:08:10.637
10	1:15.248	-	12:09:25.885

(2) Christopher DRAYCOTT

Lap	Lap Tm	Diff	Time of Day
1	-:--		11:54:42.041
2	1:29.117	+13.293	11:56:11.158
3	1:17.863	+2.039	11:57:29.021
4	1:22.308	+6.484	11:58:51.329
5	1:18.605	+2.781	12:00:09.934
6	1:15.824	-	12:01:25.758
7	1:16.523	+0.699	12:02:42.281
8	1:16.578	+0.754	12:03:58.859
9	1:16.161	+0.337	12:05:15.020

(96) Mike BELL

Lap	Lap Tm	Diff	Time of Day
1	-:--		11:54:31.155
2	1:29.674	+8.799	11:56:00.829
3	1:26.004	+5.129	11:57:26.833
4	1:26.703	+5.828	11:58:53.536
5	1:28.626	+7.751	12:00:22.162
6	1:25.642	+4.767	12:01:47.804
7	1:28.382	+7.507	12:03:16.186
8	1:22.462	+1.587	12:04:38.648
9	1:25.712	+4.837	12:06:04.360
10	1:21.260	+0.385	12:07:25.620
11	1:20.875	-	12:08:46.495
12	1:21.117	+0.242	12:10:07.612

(53) Paula MARKLEW

Lap	Lap Tm	Diff	Time of Day
1	-:--		11:54:45.004
2	1:29.369	+8.358	11:56:14.373
3	1:24.737	+3.726	11:57:39.110
4	1:25.141	+4.130	11:59:04.251
5	1:24.199	+3.188	12:00:28.450
6	1:22.267	+1.256	12:01:50.717
7	1:24.173	+3.162	12:03:14.890
8	1:22.595	+1.584	12:04:37.485
9	1:23.500	+2.489	12:06:00.985
10	1:23.048	+2.037	12:07:24.033
11	1:21.011	-	12:08:45.044
12	1:21.257	+0.246	12:10:06.301

Lap	Lap Tm	Diff	Time of Day
-----	--------	------	-------------

Lap	Lap Tm	Diff	Time of Day
-----	--------	------	-------------

# Aston Martin St John Horsfall Meeting

Invitation Allcomers Race

Silverstone National 1.639 Miles

Race 9

02/06/2007 17:10

Race (15:00 Time)

10  
9  
8  
7  
6  
5  
4  
3  
2  
1

[53] Paula MARKLEW
<b>19</b>
[1:15.824]
[2] Christopher DRAYCOTT
<b>17</b>
[1:15.052]
[21] Tracy DARREN MORRIS
<b>15</b>
[1:13.283]
[7] Jeremy COOKE
<b>13</b>
[1:11.346]
[22] Daniel JARVIS
<b>11</b>
[1:08.752]
[15] Matthew LEWIS
<b>9</b>
[1:07.769]
[42] Gillian GOLDSMITH
<b>7</b>
[1:07.588]
[11] Russell TREASURE
<b>5</b>
[1:06.427]
[13] Thornton MUSTARD
<b>3</b>
[1:04.208]
[23] Jackie COCHRANE
<b>1</b>

[1:20.875]
[96] Mike BELL
<b>18</b>
[1:15.248]
[82] Douglas BARKER
<b>16</b>
[1:13.717]
[27] Lawrence COPPOCK
<b>14</b>
[1:11.505]
[4] David BROOKER-CAREY
<b>12</b>
[1:09.783]
[18] Jim O'REILLY
<b>10</b>
[1:08.086]
[47] Simon VERSCHUEREN
<b>8</b>
[1:07.644]
[70] Tim MOGRIDGE
<b>6</b>
[1:07.368]
[3] Christopher SCRAGG
<b>4</b>
[1:05.885]
[8] Rex STAMP
<b>2</b>



# Aston Martin St John Horsfall Meeting

Sorted on Laps

St John Horsfall Trophy Race

Silverstone National 1.639 Miles

Race 1

02/06/2007 13:10

Race (15:00 Time)

Pos	No.	Class	Name	Car	Laps	Total Tm	Avg. Speed	Diff	Gap	Best Tm	Best Spd
1	33	SJ	David FREEMAN	Aston Martin Speec	12	16:04.655	73.399	-	-	1:18.773	74.904
2	23	SJ	Andy BELL	Aston Martin Speec	12	16:17.502	72.434	+12.847	+12.847	1:18.605	75.064
3	26	SJ	Jim CAMPBELL	Aston Martin MkII	12	16:17.945	72.402	+13.290	+0.443	1:19.422	74.292
4	27	SJ	Peter DUBSKY	Aston Martin MkII :	12	16:48.028	70.241	+43.373	+30.083	1:21.946	72.004
5	28	SJ	Richard LAKE	Aston Martin Speec	12	17:08.855	68.819	+1:04.200	+20.827	1:23.854	70.365
6	24	SJ	David TAYLOR	Aston Martin Speec	12	17:09.897	68.749	+1:05.242	+1.042	1:23.981	70.259
7	17	SJ	Holly MASON	Aston Martin LM 17	12	17:16.916	68.284	+1:12.261	+7.019	1:24.811	69.571
8	9	SJ	David OZANNE	Aston Martin Speec	11	16:07.297	67.099	1 Lap	1 Lap	1:25.709	68.842
9	12	SJ	Gordon RISELEY	Aston Martin Speec	11	16:27.691	65.713	+20.394	+20.394	1:27.889	67.135
10	5	SJ	Kelvin ROBINSON	Aston Martin Ulster	11	16:36.548	65.129	+29.251	+8.857	1:28.330	66.800
11	20	SJ	Christopher SCOTT MAC	Aston Martin Le Ma	11	16:43.116	64.703	+35.819	+6.568	1:28.888	66.380
12	6	SJ	Keith PIPER	Aston Martin Interr	11	16:43.973	64.648	+36.676	+0.857	1:28.700	66.521
13	1	SJ	Robert MURRAY	Aston Martin B & N	11	17:26.376	62.028	+1:19.079	+42.403	1:32.408	63.852
14	13	SJ	Richard ASHMEAD	Aston Martin Interr	11	17:32.383	61.674	+1:25.086	+6.007	1:32.124	64.048
15	34	SJ	Edward PINCHARD	Aston Martin MkII	10	16:36.375	59.219	2 Laps	1 Lap	1:34.383	62.515
16	32	SJ	Angus GRAHAM	Aston Martin Ulster	10	16:48.352	58.515	+11.977	+11.977	1:33.881	62.850
17	2	SJ	Tony RISELEY	Aston Martin Interr	10	17:18.088	56.839	+41.713	+29.736	1:40.545	58.684

Not classified (80% = 9 Laps)

18	3	SJ	Michael PINCHARD	Aston Martin Le Ma	4	8:00.639	49.105	8 Laps	6 Laps	1:37.935	60.248
19	11	SJ	Jane VARLEY	Aston Martin Speec	0	-.----	-	-	-	-.----	-
20	21	SJ	Nick MASON	Aston Martin LM 21	0	-.----	-	-	-	-.----	-

Margin of Victory	Avg. Speed	Best Lap Tm	Best Spd	Best Lap by
+12.847	73.399	1:18.605	75.064	[23] Andy BELL

Printed: 02/06/2007 13:29:59

Licensed to: MST Sports Timing Ltd

Chief Timekeeper  
Clerk of the Course

Orbits 3  
www.amb-it.com  
www.mylaps.com

# Aston Martin St John Horsfall Meeting

## St John Horsfall Trophy Race

## Silverstone National 1.639 Miles

### Race 1

02/06/2007 13:10

### Race (15:00 Time)

Lap	Lap Tm	Diff	Time of Day
<b>(33) David FREEMAN</b>			
1	1:21.403	+2.630	13:13:13.554
2	1:18.773	-	13:14:32.327
3	1:18.969	+0.196	13:15:51.296
4	1:19.923	+1.150	13:17:11.219
5	1:20.595	+1.822	13:18:31.814
6	1:20.184	+1.411	13:19:51.998
7	1:19.495	+0.722	13:21:11.493
8	1:19.813	+1.040	13:22:31.306
9	1:20.972	+2.199	13:23:52.278
10	1:18.913	+0.140	13:25:11.191
11	1:20.218	+1.445	13:26:31.409
12	1:19.924	+1.151	13:27:51.333

Lap	Lap Tm	Diff	Time of Day
<b>(23) Andy BELL</b>			
1	1:23.176	+4.571	13:13:14.771
2	1:21.842	+3.237	13:14:36.613
3	1:21.935	+3.330	13:15:58.548
4	1:20.675	+2.070	13:17:19.223
5	1:20.235	+1.630	13:18:39.458
6	1:23.219	+4.614	13:20:02.677
7	1:20.189	+1.584	13:21:22.866
8	1:19.959	+1.354	13:22:42.825
9	1:21.911	+3.306	13:24:04.736
10	1:20.462	+1.857	13:25:25.198
11	1:20.377	+1.772	13:26:45.575
12	1:18.605	-	13:28:04.180

Lap	Lap Tm	Diff	Time of Day
<b>(26) Jim CAMPBELL</b>			
1	1:23.391	+3.969	13:13:16.206
2	1:21.238	+1.816	13:14:37.444
3	1:21.282	+1.860	13:15:58.726
4	1:19.739	+0.317	13:17:18.465
5	1:21.729	+2.307	13:18:40.194
6	1:22.172	+2.750	13:20:02.366
7	1:20.073	+0.651	13:21:22.439
8	1:20.517	+1.095	13:22:42.956
9	1:21.394	+1.972	13:24:04.350
10	1:20.929	+1.507	13:25:25.279
11	1:19.922	+0.500	13:26:45.201
12	1:19.422	-	13:28:04.623

Lap	Lap Tm	Diff	Time of Day
<b>(27) Peter DUBSKY</b>			
1	1:24.663	+2.717	13:13:17.496
2	1:22.091	+0.145	13:14:39.587
3	1:21.946	-	13:16:01.533
4	1:22.624	+0.678	13:17:24.157
5	1:24.150	+2.204	13:18:48.307
6	1:24.968	+3.022	13:20:13.275
7	1:24.299	+2.353	13:21:37.574
8	1:23.469	+1.523	13:23:01.043
9	1:23.307	+1.361	13:24:24.350
10	1:23.631	+1.685	13:25:47.981
11	1:23.610	+1.664	13:27:11.591
12	1:23.115	+1.169	13:28:34.706

Lap	Lap Tm	Diff	Time of Day
<b>(28) Richard LAKE</b>			
1	1:28.071	+4.217	13:13:21.211
2	1:25.946	+2.092	13:14:47.157
3	1:25.658	+1.804	13:16:12.815
4	1:25.577	+1.723	13:17:38.392
5	1:24.718	+0.864	13:19:03.110
6	1:24.683	+0.829	13:20:27.793
7	1:25.700	+1.846	13:21:53.493
8	1:24.491	+0.637	13:23:17.984

Lap	Lap Tm	Diff	Time of Day
9	1:24.488	+0.634	13:24:42.472
10	1:24.891	+1.037	13:26:07.363
11	1:23.854	-	13:27:31.217
12	1:24.316	+0.462	13:28:55.533

Lap	Lap Tm	Diff	Time of Day
<b>(24) David TAYLOR</b>			
1	1:28.968	+4.987	13:13:22.929
2	1:25.713	+1.732	13:14:48.642
3	1:25.286	+1.305	13:16:13.928
4	1:25.422	+1.441	13:17:39.350
5	1:24.803	+0.822	13:19:04.153
6	1:26.371	+2.390	13:20:30.524
7	1:24.733	+0.752	13:21:55.257
8	1:24.809	+0.828	13:23:20.066
9	1:24.083	+0.102	13:24:44.149
10	1:24.222	+0.241	13:26:08.371
11	1:24.223	+0.242	13:27:32.594
12	1:23.981	-	13:28:56.575

Lap	Lap Tm	Diff	Time of Day
<b>(17) Holly MASON</b>			
1	1:29.951	+5.140	13:13:24.267
2	1:25.677	+0.866	13:14:49.944
3	1:24.824	+0.013	13:16:14.768
4	1:25.194	+0.383	13:17:39.962
5	1:24.811	-	13:19:04.773
6	1:26.288	+1.477	13:20:31.061
7	1:24.964	+0.153	13:21:56.025
8	1:25.134	+0.323	13:23:21.159
9	1:25.055	+0.244	13:24:46.214
10	1:25.696	+0.885	13:26:11.910
11	1:25.659	+0.848	13:27:37.569
12	1:26.025	+1.214	13:29:03.594

Lap	Lap Tm	Diff	Time of Day
<b>(9) David OZANNE</b>			
1	1:30.103	+4.394	13:13:24.805
2	1:26.675	+0.966	13:14:51.480
3	1:25.709	-	13:16:17.189
4	1:26.194	+0.485	13:17:43.383
5	1:27.842	+2.133	13:19:11.225
6	1:27.508	+1.799	13:20:38.733
7	1:27.427	+1.718	13:22:06.160
8	1:27.656	+1.947	13:23:33.816
9	1:27.989	+2.280	13:25:01.805
10	1:26.359	+0.650	13:26:28.164
11	1:25.811	+0.102	13:27:53.975

Lap	Lap Tm	Diff	Time of Day
<b>(12) Gordon RISELEY</b>			
1	1:32.267	+4.378	13:13:27.692
2	1:29.029	+1.140	13:14:56.721
3	1:28.534	+0.645	13:16:25.255
4	1:27.924	+0.035	13:17:53.179
5	1:29.412	+1.523	13:19:22.591
6	1:29.092	+1.203	13:20:51.683
7	1:29.198	+1.309	13:22:20.881
8	1:28.825	+0.936	13:23:49.706
9	1:28.446	+0.557	13:25:18.152
10	1:28.328	+0.439	13:26:46.480
11	1:27.889	-	13:28:14.369

Lap	Lap Tm	Diff	Time of Day
<b>(5) Kelvin ROBINSON</b>			
1	1:33.331	+5.001	13:13:28.698
2	1:29.771	+1.441	13:14:58.469
3	1:28.330	-	13:16:26.799
4	1:28.927	+0.597	13:17:55.726
5	1:29.523	+1.193	13:19:25.249
6	1:29.644	+1.314	13:20:54.893

Lap	Lap Tm	Diff	Time of Day
7	1:29.235	+0.905	13:22:24.128
8	1:29.221	+0.891	13:23:53.349
9	1:29.425	+1.095	13:25:22.774
10	1:30.038	+1.708	13:26:52.812
11	1:30.414	+2.084	13:28:23.226

Lap	Lap Tm	Diff	Time of Day
<b>(20) Christopher SCOTT MACKIRDY</b>			
1	1:33.370	+4.482	13:13:29.862
2	1:29.795	+0.907	13:14:59.657
3	1:28.888	-	13:16:28.545
4	1:29.493	+0.605	13:17:58.038
5	1:30.044	+1.156	13:19:28.082
6	1:31.464	+2.576	13:20:59.546
7	1:31.458	+2.570	13:22:31.004
8	1:30.074	+1.186	13:24:01.078
9	1:29.670	+0.782	13:25:30.748
10	1:29.962	+1.074	13:27:00.710
11	1:29.084	+0.196	13:28:29.794

Lap	Lap Tm	Diff	Time of Day
<b>(6) Keith PIPER</b>			
1	1:34.256	+5.556	13:13:30.598
2	1:30.083	+1.383	13:15:00.681
3	1:31.166	+2.466	13:16:31.847
4	1:29.959	+1.259	13:18:01.806
5	1:29.776	+1.076	13:19:31.582
6	1:29.868	+1.168	13:21:01.450
7	1:30.017	+1.317	13:22:31.467
8	1:30.085	+1.385	13:24:01.552
9	1:31.062	+2.362	13:25:32.614
10	1:28.700	-	13:27:01.314
11	1:29.337	+0.637	13:28:30.651

Lap	Lap Tm	Diff	Time of Day
<b>(1) Robert MURRAY</b>			
1	1:38.060	+5.652	13:13:35.968
2	1:35.854	+3.446	13:15:11.822
3	1:33.852	+1.444	13:16:45.674
4	1:34.183	+1.775	13:18:19.857
5	1:33.392	+0.984	13:19:53.249
6	1:34.775	+2.367	13:21:28.024
7	1:33.744	+1.336	13:23:01.768
8	1:33.371	+0.963	13:24:35.139
9	1:33.040	+0.632	13:26:08.179
10	1:32.467	+0.059	13:27:40.646
11	1:32.408	-	13:29:13.054

Lap	Lap Tm	Diff	Time of Day
<b>(13) Richard ASHMEAD</b>			
1	1:37.998	+5.874	13:13:36.138
2	1:37.221	+5.097	13:15:13.359
3	1:33.910	+1.786	13:16:47.269
4	1:33.744	+1.620	13:18:21.013
5	1:32.850	+0.726	13:19:53.863
6	1:34.099	+1.975	13:21:27.962
7	1:33.437	+1.313	13:23:01.399
8	1:34.271	+2.147	13:24:35.670
9	1:33.483	+1.359	13:26:09.153
10	1:32.124	-	13:27:41.277
11	1:37.784	+5.660	13:29:19.061

Lap	Lap Tm	Diff	Time of Day
<b>(34) Edward PINCHARD</b>			
1	1:41.652	+7.269	13:13:40.656
2	1:39.102	+4.719	13:15:19.758
3	1:38.735	+4.352	13:16:58.493
4	1:40.137	+5.754	13:18:38.630
5	1:39.972	+5.589	13:20:18.602
6	1:38.693	+4.310	13:21:57.295
7	1:37.725	+3.342	13:23:35.020

# Aston Martin St John Horsfall Meeting

## St John Horsfall Trophy Race

Silverstone National 1.639 Miles

### Race 1

02/06/2007 13:10

### Race (15:00 Time)

Lap	Lap Tm	Diff	Time of Day
8	<b>1:36.806</b>	+2.423	13:25:11.826
9	<b>1:36.844</b>	+2.461	13:26:48.670
10	<b>1:34.383</b>	-	13:28:23.053

#### (32) Angus GRAHAM

1	<b>1:43.984</b>	+10.103	13:13:43.686
2	<b>1:37.854</b>	+3.973	13:15:21.540
3	<b>1:38.410</b>	+4.529	13:16:59.950
4	<b>1:37.540</b>	+3.659	13:18:37.490
5	<b>1:38.686</b>	+4.805	13:20:16.176
6	<b>1:36.638</b>	+2.757	13:21:52.814
7	<b>1:58.301</b>	+24.420	13:23:51.115
8	<b>1:35.358</b>	+1.477	13:25:26.473
9	<b>1:33.881</b>	-	13:27:00.354
10	<b>1:34.676</b>	+0.795	13:28:35.030

#### (2) Tony RISELEY

1	<b>1:45.365</b>	+4.820	13:13:44.530
2	<b>1:40.569</b>	+0.024	13:15:25.099
3	<b>1:42.204</b>	+1.659	13:17:07.303
4	<b>1:43.520</b>	+2.975	13:18:50.823
5	<b>1:43.269</b>	+2.724	13:20:34.092
6	<b>1:42.685</b>	+2.140	13:22:16.777
7	<b>1:43.961</b>	+3.416	13:24:00.738
8	<b>1:42.534</b>	+1.989	13:25:43.272
9	<b>1:40.949</b>	+0.404	13:27:24.221
10	<b>1:40.545</b>	-	13:29:04.766

#### (3) Michael PINCHARD

1	<b>1:42.841</b>	+4.906	13:13:42.412
2	<b>1:39.239</b>	+1.304	13:15:21.651
3	<b>1:37.935</b>	-	13:16:59.586
p4	<b>2:47.731</b>	+1:09.796	13:19:47.317

Lap	Lap Tm	Diff	Time of Day
-----	--------	------	-------------

Lap	Lap Tm	Diff	Time of Day
-----	--------	------	-------------

St John Horsfall Trophy Race

Silverstone National 1.639 Miles

Race 1

02/06/2007 13:10

Race (15:00 Time)

Competitors	Laps													
	0	1	2	3	4	5	6	7	8	9	10	11	12	
Andy BELL (23)	1	23	33	33	33	33	33	33	33	33	33	33	33	33
David FREEMAN (33)	2	33	23	23	23	26	23	26	26	23	26	23	26	23
Jim CAMPBELL (26)	3	26	26	26	26	23	26	23	23	26	23	26	23	26
Peter DUBSKY (27)	4	27	27	27	27	27	27	27	27	27	27	27	27	27
Richard LAKE (28)	5	28	28	28	28	28	28	28	28	28	28	28	28	28
David TAYLOR (24)	6	24	24	24	24	24	24	24	24	24	24	24	24	24
Holly MASON (17)	7	17	17	17	17	17	17	17	17	17	17	17	17	17
David OZANNE (9)	8	9	9	9	9	9	9	9	9	9	9	9	9	9
Kelvin ROBINSON (5)	9	5	12	12	12	12	12	12	12	12	12	12	12	12
Gordon RISELEY (12)	10	12	5	5	5	5	5	5	5	5	5	5	5	5
Keith PIPER (6)	11	6	20	20	20	20	20	20	20	20	20	20	20	20
Christopher SCOTT MACKIRDY (20)	12	20	6	6	6	6	6	6	6	6	6	6	6	6
Robert MURRAY (1)	13	1	1	1	1	1	13	13	1	1	1	1	1	1
Richard ASHMEAD (13)	14	13	13	13	13	13	1	1	13	13	13	13	13	13
Edward PINCHARD (34)	15	34	34	34	34	32	32	32	34	34	34	34	34	34
Tony RISELEY (2)	16	2	3	32	3	34	34	34	32	32	32	32	32	32
Michael PINCHARD (3)	17	3	32	3	32	2	2	2	2	2	2	2	2	2
Angus GRAHAM (32)	18	32	2	2	2	3								
-	19													
-	20													

## Sunbeam Challenge

Silverstone National 1.639 Miles

## Race 2

02/06/2007 13:40

## Race (15:00 Time)

Pos	No.	Class	Name	Car	Laps	Total Tm	Avg. Speed	Diff	Gap	Best Tm	Best Spd
1	23	AS	Jackie COCHRANE	Sunbeam Tiger	14	15:19.742	89.814	-	-	1:04.275	91.799
2	12	AS	Stephen COLBERT	Sunbeam Tiger	14	15:52.349	86.739	+32.607	+32.607	1:04.498	91.482
3	93	AS	David SMALLRIDGE	Sunbeam Tiger	14	15:57.693	86.255	+37.951	+5.344	1:07.561	87.334
4	99	AS	Simon JAMES	Sunbeam Tiger	14	16:05.275	85.577	+45.533	+7.582	1:07.527	87.378
5	10	AS	Andrew YATES	Sunbeam Tiger	13	15:52.402	80.539	1 Lap	1 Lap	1:11.407	82.631
6	6	AS	Edmund CASSIDY	Sunbeam Tiger	13	15:52.914	80.495	+0.512	+0.512	1:11.272	82.787
7	35	AS	Paul CLAYSON	Sunbeam Tiger	13	16:07.964	79.244	+15.562	+15.050	1:13.088	80.730
8	27	BS	Christopher DRAYCOTT	Sunbeam Alpine Se	12	15:22.590	76.746	2 Laps	1 Lap	1:15.011	78.660
9	83	AS	Andrew DAVENALL	Sunbeam Tiger	12	15:41.363	75.215	+18.773	+18.773	1:16.536	77.093
10	82	BS	Steve BEIGHTON	Sunbeam Alpine	12	15:51.680	74.400	+29.090	+10.317	1:17.797	75.844
11	16	BS	Spencer MCKENZIE	Sunbeam Alpine SE	12	15:52.037	74.372	+29.447	+0.357	1:16.958	76.670
12	9	BS	Bryn GRIFFITHS	Sunbeam Alpine	12	16:11.171	72.907	+48.581	+19.134	1:18.795	74.883
13	85	BS	Stephen CHAPMAN	Sunbeam Harringt	11	16:05.729	67.208	3 Laps	1 Lap	1:25.420	69.075

## Not classified (80% = 11 Laps)

DNF	81	AS	John FINNEMORE	Sunbeam Tiger	12	13:24.707	87.988	-	-	1:04.736	91.146
-----	----	----	----------------	---------------	----	-----------	--------	---	---	----------	--------

Margin of Victory	Avg. Speed	Best Lap Tm	Best Spd	Best Lap by
+32.607	89.814	1:04.275	91.799	[23] Jackie COCHRANE



# Aston Martin St John Horsfall Meeting

## Sunbeam Challenge

## Silverstone National 1.639 Miles

### Race 2

02/06/2007 13:40

### Race (15:00 Time)

Lap	Lap Tm	Diff	Time of Day
<b>(23) Jackie COCHRANE</b>			
1	1:05.719	+1.444	13:38:22.161
2	1:05.001	+0.726	13:39:27.162
3	1:04.698	+0.423	13:40:31.860
4	1:05.890	+1.615	13:41:37.750
5	1:04.547	+0.272	13:42:42.297
6	1:04.966	+0.691	13:43:47.263
7	1:04.275	-	13:44:51.538
8	1:04.538	+0.263	13:45:56.076
9	1:05.303	+1.028	13:47:01.379
10	1:04.959	+0.684	13:48:06.338
11	1:04.738	+0.463	13:49:11.076
12	1:05.247	+0.972	13:50:16.323
13	1:06.893	+2.618	13:51:23.216
14	1:08.341	+4.066	13:52:31.557

Lap	Lap Tm	Diff	Time of Day
<b>(12) Stephen COLBERT</b>			
1	1:05.415	+0.917	13:38:21.793
2	1:04.498	-	13:39:26.291
3	1:05.236	+0.738	13:40:31.527
4	1:06.606	+2.108	13:41:38.133
5	1:14.306	+9.808	13:42:52.439
6	1:07.688	+3.190	13:44:00.127
7	1:07.739	+3.241	13:45:07.866
8	1:07.525	+3.027	13:46:15.391
9	1:07.439	+2.941	13:47:22.830
10	1:07.966	+3.468	13:48:30.796
11	1:07.313	+2.815	13:49:38.109
12	1:07.759	+3.261	13:50:45.868
13	1:08.293	+3.795	13:51:54.161
14	1:10.003	+5.505	13:53:04.164

Lap	Lap Tm	Diff	Time of Day
<b>(93) David SMALLRIDGE</b>			
1	1:08.515	+0.954	13:38:25.884
2	1:07.590	+0.029	13:39:33.474
3	1:08.815	+1.254	13:40:42.289
4	1:07.987	+0.426	13:41:50.276
5	1:08.207	+0.646	13:42:58.483
6	1:07.682	+0.121	13:44:06.165
7	1:07.994	+0.433	13:45:14.159
8	1:07.933	+0.372	13:46:22.092
9	1:08.142	+0.581	13:47:30.234
10	1:07.925	+0.364	13:48:38.159
11	1:07.693	+0.132	13:49:45.852
12	1:07.815	+0.254	13:50:53.667
13	1:08.280	+0.719	13:52:01.947
14	1:07.561	-	13:53:09.508

Lap	Lap Tm	Diff	Time of Day
<b>(99) Simon JAMES</b>			
1	1:09.406	+1.879	13:38:26.843
2	1:07.841	+0.314	13:39:34.684
3	1:08.352	+0.825	13:40:43.036
4	1:07.527	-	13:41:50.563
5	1:08.316	+0.789	13:42:58.879
6	1:08.050	+0.523	13:44:06.929
7	1:08.748	+1.221	13:45:15.677
8	1:09.109	+1.582	13:46:24.786
9	1:08.603	+1.076	13:47:33.389
10	1:08.804	+1.277	13:48:42.193
11	1:08.824	+1.297	13:49:51.017
12	1:08.804	+1.277	13:50:59.821
13	1:08.100	+0.573	13:52:07.921
14	1:09.169	+1.642	13:53:17.090

Lap	Lap Tm	Diff	Time of Day
<b>(10) Andrew YATES</b>			

Lap	Lap Tm	Diff	Time of Day
1	1:15.191	+3.784	13:38:33.746
2	1:14.161	+2.754	13:39:47.907
3	1:12.623	+1.216	13:41:00.530
4	1:12.821	+1.414	13:42:13.351
5	1:11.803	+0.396	13:43:25.154
6	1:11.767	+0.360	13:44:36.921
7	1:13.625	+2.218	13:45:50.546
8	1:12.224	+0.817	13:47:02.770
9	1:13.578	+2.171	13:48:16.348
10	1:11.407	-	13:49:27.755
11	1:11.744	+0.337	13:50:39.499
12	1:12.237	+0.830	13:51:51.736
13	1:12.481	+1.074	13:53:04.217

Lap	Lap Tm	Diff	Time of Day
<b>(6) Edmund CASSIDY</b>			
1	1:15.920	+4.648	13:38:34.874
2	1:13.794	+2.522	13:39:48.668
3	1:12.737	+1.465	13:41:01.405
4	1:12.702	+1.430	13:42:14.107
5	1:11.704	+0.432	13:43:25.811
6	1:12.053	+0.781	13:44:37.864
7	1:13.638	+2.366	13:45:51.502
8	1:12.350	+1.078	13:47:03.852
9	1:13.164	+1.892	13:48:17.016
10	1:11.272	-	13:49:28.288
11	1:12.177	+0.905	13:50:40.465
12	1:11.588	+0.316	13:51:52.053
13	1:12.676	+1.404	13:53:04.729

Lap	Lap Tm	Diff	Time of Day
<b>(35) Paul CLAYSON</b>			
1	1:18.266	+5.178	13:38:36.646
2	1:14.076	+0.988	13:39:50.722
3	1:13.168	+0.080	13:41:03.890
4	1:13.423	+0.335	13:42:17.313
5	1:13.626	+0.538	13:43:30.939
6	1:13.743	+0.655	13:44:44.682
7	1:15.085	+1.997	13:45:59.767
8	1:13.388	+0.300	13:47:13.155
9	1:13.618	+0.530	13:48:26.773
10	1:13.225	+0.137	13:49:39.988
11	1:13.239	+0.151	13:50:53.237
12	1:13.088	-	13:52:06.325
13	1:13.454	+0.366	13:53:19.779

Lap	Lap Tm	Diff	Time of Day
<b>(27) Christopher DRAYCOTT</b>			
1	1:18.128	+3.117	13:38:37.435
2	1:15.011	-	13:39:52.446
3	1:15.775	+0.764	13:41:08.221
4	1:15.602	+0.591	13:42:23.823
5	1:15.449	+0.438	13:43:39.272
6	1:16.858	+1.847	13:44:56.130
7	1:15.803	+0.792	13:46:11.933
8	1:15.937	+0.926	13:47:27.870
9	1:15.807	+0.796	13:48:43.677
10	1:16.646	+1.635	13:50:00.323
11	1:16.107	+1.096	13:51:16.430
12	1:17.975	+2.964	13:52:34.405

Lap	Lap Tm	Diff	Time of Day
<b>(83) Andrew DAVENALL</b>			
1	1:20.765	+4.229	13:38:40.542
2	1:18.300	+1.764	13:39:58.842
3	1:17.370	+0.834	13:41:16.212
4	1:17.242	+0.706	13:42:33.454
5	1:18.289	+1.753	13:43:51.743
6	1:17.787	+1.251	13:45:09.530
7	1:18.626	+2.090	13:46:28.156

Lap	Lap Tm	Diff	Time of Day
8	1:16.772	+0.236	13:47:44.928
9	1:16.536	-	13:49:01.464
10	1:17.828	+1.292	13:50:19.292
11	1:16.644	+0.108	13:51:35.936
12	1:17.242	+0.706	13:52:53.178

Lap	Lap Tm	Diff	Time of Day
<b>(82) Steve BEIGHTON</b>			
1	1:19.240	+1.443	13:38:38.781
2	1:17.839	+0.042	13:39:56.620
3	1:18.706	+0.909	13:41:15.326
4	1:18.859	+1.062	13:42:34.185
5	1:18.813	+1.016	13:43:52.998
6	1:18.350	+0.553	13:45:11.348
7	1:19.052	+1.255	13:46:30.400
8	1:19.331	+1.534	13:47:49.731
9	1:19.829	+2.032	13:49:09.560
10	1:18.145	+0.348	13:50:27.705
11	1:17.993	+0.196	13:51:45.698
12	1:17.797	-	13:53:03.495

Lap	Lap Tm	Diff	Time of Day
<b>(16) Spencer MCKENZIE</b>			
1	1:22.168	+5.210	13:38:42.116
2	1:19.177	+2.219	13:40:01.293
3	1:19.065	+2.107	13:41:20.358
4	1:18.762	+1.804	13:42:39.120
5	1:19.026	+2.068	13:43:58.146
6	1:19.182	+2.224	13:45:17.328
7	1:18.765	+1.807	13:46:36.093
8	1:17.890	+0.932	13:47:53.983
9	1:17.094	+0.136	13:49:11.077
10	1:16.958	-	13:50:28.035
11	1:18.073	+1.115	13:51:46.108
12	1:17.744	+0.786	13:53:03.852

Lap	Lap Tm	Diff	Time of Day
<b>(9) Bryn GRIFFITHS</b>			
1	1:21.421	+2.626	13:38:41.368
2	1:19.404	+0.609	13:40:00.772
3	1:19.526	+0.731	13:41:20.298
4	1:20.023	+1.228	13:42:40.321
5	1:25.272	+6.477	13:44:05.593
6	1:19.995	+1.200	13:45:25.588
7	1:18.986	+0.191	13:46:44.574
8	1:19.382	+0.587	13:48:03.956
9	1:20.065	+1.270	13:49:24.021
10	1:20.281	+1.486	13:50:44.302
11	1:19.889	+1.094	13:52:04.191
12	1:18.795	-	13:53:22.986

Lap	Lap Tm	Diff	Time of Day
<b>(85) Stephen CHAPMAN</b>			
1	1:26.932	+1.512	13:38:48.475
2	1:25.420	-	13:40:13.895
3	1:26.717	+1.297	13:41:40.612
4	1:27.379	+1.959	13:43:07.991
5	1:26.638	+1.218	13:44:34.629
6	1:30.379	+4.959	13:46:05.008
7	1:27.814	+2.394	13:47:32.822
8	1:26.089	+0.669	13:48:58.911
9	1:26.781	+1.361	13:50:25.692
10	1:25.988	+0.568	13:51:51.680
11	1:25.864	+0.444	13:53:17.544

Lap	Lap Tm	Diff	Time of Day
<b>(81) John FINNEMORE</b>			
1	1:05.199	+0.463	13:38:21.334
2	1:04.736	-	13:39:26.070
3	1:05.326	+0.590	13:40:31.396
4	1:06.614	+1.878	13:41:38.010

# Aston Martin St John Horsfall Meeting

Sunbeam Challenge

Silverstone National 1.639 Miles

Race 2

02/06/2007 13:40

Race (15:00 Time)

Lap	Lap Tm	Diff	Time of Day
5	1:05.595	+0.859	13:42:43.605
6	1:06.058	+1.322	13:43:49.663
7	1:05.241	+0.505	13:44:54.904
8	1:04.979	+0.243	13:45:59.883
9	1:04.826	+0.090	13:47:04.709
10	1:04.885	+0.149	13:48:09.594
11	1:04.850	+0.114	13:49:14.444
p12	1:22.078	+17.342	13:50:36.522

Lap	Lap Tm	Diff	Time of Day
-----	--------	------	-------------

Lap	Lap Tm	Diff	Time of Day
-----	--------	------	-------------

Sunbeam Challenge

Silverstone National 1.639 Miles

Race 2

02/06/2007 13:40

Race (15:00 Time)

Competitors	Laps															
	0	1	2	3	4	5	6	7	8	9	10	11	12	13	14	
John FINNEMORE (81)	1	81	81	81	81	23	23	23	23	23	23	23	23	23	23	23
Stephen COLBERT (12)	2	12	12	12	12	81	81	81	81	81	81	81	81	12	12	12
Jackie COCHRANE (23)	3	23	23	23	23	12	12	12	12	12	12	12	12	93	93	93
David SMALLRIDGE (93)	4	93	93	93	93	93	93	93	93	93	93	93	93	99	99	99
Simon JAMES (99)	5	99	99	99	99	99	99	99	99	99	99	99	99	10	10	10
Paul CLAYSON (35)	6	35	10	10	10	10	10	10	10	10	10	10	10	10	6	6
Andrew YATES (10)	7	10	6	6	6	6	6	6	6	6	6	6	6	6	35	35
Edmund CASSIDY (6)	8	6	35	35	35	35	35	35	35	35	35	35	35	35	35	35
Christopher DRAYCOTT (27)	9	27	27	27	27	27	27	27	27	27	27	27	27	27	27	27
Steve BEIGHTON (82)	10	82	82	82	82	83	83	83	83	83	83	83	83	83	83	83
Andrew DAVENALL (83)	11	83	83	83	83	82	82	82	82	82	82	82	82	82	82	82
Bryn GRIFFITHS (9)	12	9	9	9	9	16	16	16	16	16	16	16	16	16	16	16
Spencer MCKENZIE (16)	13	16	16	16	16	9	9	9	9	9	9	9	9	9	9	9
Stephen CHAPMAN (85)	14	85	85	85	85	85	85	85	85	85	85	85	85	85	85	85

# Aston Martin St John Horsfall Meeting

Sorted on Laps

AMOC UBS Aston Martin - Classic

Silverstone National 1.639 Miles

Race 3

02/06/2007 14:02

Race (15:00 Time)

Pos	No.	Class	Name	Car	Laps	Total Tm	Avg. Speed	Diff	Gap	Best Tm	Best Spd
1	5	UBS B3	Charlie KEMP	Aston Martin DB4	14	15:52.703	86.707	-	-	1:06.613	88.577
2	3	UBS C3	Christopher SCRAGG	Aston Martin V8	14	15:52.900	86.689	+0.197	+0.197	1:06.653	88.524
3	77	UBS B3	Pete FOSTER	Aston Martin DB4	14	15:55.051	86.493	+2.348	+2.151	1:06.938	88.147
4	53	UBS B3	Martin BREWER	Aston Martin DB5	14	16:33.341	83.159	+40.638	+38.290	1:08.253	86.449
5	42	UBS E2	David SCOTT	Aston Martin N24 \	14	16:38.464	82.733	+45.761	+5.123	1:09.519	84.875
6	79	UBS B3	Conor O'BRIEN	Aston Martin DB4	14	16:41.448	82.486	+48.745	+2.984	1:10.304	83.927
7	67	UBS B3	John LOCK	Aston Martin DB4 \	14	16:43.279	82.336	+50.576	+1.831	1:09.830	84.497
8	15	UBS C2	Geoffrey LEWIS	Aston Martin V8	14	16:45.531	82.151	+52.828	+2.252	1:10.042	84.241
9	86	UBS B3	Jeremy COOKE	Aston Martin DB4	14	16:48.688	81.894	+55.985	+3.157	1:09.850	84.472
10	14	UBS C3	Paul HIPWELL	Aston Martin V8	14	16:53.578	81.499	+1:00.875	+4.890	1:10.709	83.446
11	57	UBS C2	David SUCH	Aston Martin V8	13	16:01.172	79.804	1 Lap	1 Lap	1:12.061	81.881
12	52	UBS B2	Karsten LE BLANC	Aston Martin DB4	13	16:04.634	79.517	+3.462	+3.462	1:12.835	81.011
13	19	UBS B2	Robert RAWE	Aston Martin DB4	13	16:08.315	79.215	+7.143	+3.681	1:12.060	81.882
14	66	UBS B2	Robert MACVICAR	Aston Martin DB4	13	16:54.083	75.640	+52.911	+45.768	1:14.896	78.781
15	73	UBS C2	Martin WRIGHT	Aston Martin DBS \	12	16:12.786	72.786	2 Laps	1 Lap	1:17.518	76.117
16	17	UBS I	Robin REED	Aston Martin DBS	12	17:39.028	66.858	+1:26.242	-1:26.242	1:22.951	71.131
17	97	UBS I	Clive HIPWELL	Aston Martin DBS \	11	15:55.833	67.903	3 Laps	1 Lap	1:22.159	71.817

Margin of Victory	Avg. Speed	Best Lap Tm	Best Spd	Best Lap by
+0.197	86.707	1:06.613	88.577	[5] Charlie KEMP

Printed: 02/06/2007 14:20:56

Licensed to: MST Sports Timing Ltd

Chief Timekeeper

Orbits 3

Clerk of the Course

www.amb-it.com

www.mylaps.com

# Aston Martin St John Horsfall Meeting

AMOC UBS Aston Martin - Classic

Silverstone National 1.639 Miles

Race 3

02/06/2007 14:02

Race (15:00 Time)

Lap	Lap Tm	Diff	Time of Day
<b>(5) Charlie KEMP</b>			
1	1:08.810	+2.197	14:04:01.322
2	1:06.613	-	14:05:07.935
3	1:06.665	+0.052	14:06:14.600
4	1:06.743	+0.130	14:07:21.343
5	1:08.204	+1.591	14:08:29.547
6	1:07.979	+1.366	14:09:37.526
7	1:07.245	+0.632	14:10:44.771
8	1:07.960	+1.347	14:11:52.731
9	1:08.685	+2.072	14:13:01.416
10	1:07.706	+1.093	14:14:09.122
11	1:07.732	+1.119	14:15:16.854
12	1:07.989	+1.376	14:16:24.843
13	1:08.021	+1.408	14:17:32.864
14	1:08.040	+1.427	14:18:40.904

Lap	Lap Tm	Diff	Time of Day
<b>(3) Christopher SCRAGG</b>			
1	1:09.495	+2.842	14:04:02.505
2	1:07.219	+0.566	14:05:09.724
3	1:07.365	+0.712	14:06:17.089
4	1:06.653	-	14:07:23.742
5	1:07.222	+0.569	14:08:30.964
6	1:07.232	+0.579	14:09:38.196
7	1:07.415	+0.762	14:10:45.611
8	1:07.544	+0.891	14:11:53.155
9	1:08.400	+1.747	14:13:01.555
10	1:08.186	+1.533	14:14:09.741
11	1:07.520	+0.867	14:15:17.261
12	1:08.105	+1.452	14:16:25.366
13	1:08.189	+1.536	14:17:33.555
14	1:07.546	+0.893	14:18:41.101

Lap	Lap Tm	Diff	Time of Day
<b>(77) Pete FOSTER</b>			
1	1:10.029	+3.091	14:04:02.121
2	1:07.145	+0.207	14:05:09.266
3	1:06.946	+0.008	14:06:16.212
4	1:06.938	-	14:07:23.150
5	1:07.426	+0.488	14:08:30.576
6	1:08.634	+1.696	14:09:39.210
7	1:07.529	+0.591	14:10:46.739
8	1:07.431	+0.493	14:11:54.170
9	1:08.106	+1.168	14:13:02.276
10	1:08.380	+1.442	14:14:10.656
11	1:07.624	+0.686	14:15:18.280
12	1:07.777	+0.839	14:16:26.057
13	1:08.784	+1.846	14:17:34.841
14	1:08.411	+1.473	14:18:43.252

Lap	Lap Tm	Diff	Time of Day
<b>(53) Martin BREWER</b>			
1	1:11.922	+3.669	14:04:05.167
2	1:08.597	+0.344	14:05:13.764
3	1:08.513	+0.260	14:06:22.277
4	1:08.253	-	14:07:30.530
5	1:09.299	+1.046	14:08:39.829
6	1:10.920	+2.667	14:09:50.749
7	1:10.234	+1.981	14:11:00.983
8	1:11.328	+3.075	14:12:12.311
9	1:11.064	+2.811	14:13:23.375
10	1:10.347	+2.094	14:14:33.722
11	1:12.067	+3.814	14:15:45.789
12	1:12.397	+4.144	14:16:58.186
13	1:12.915	+4.662	14:18:11.101
14	1:10.441	+2.188	14:19:21.542

<b>(42) David SCOTT</b>			
-------------------------	--	--	--

Lap	Lap Tm	Diff	Time of Day
1	1:15.599	+6.080	14:04:10.028
2	1:10.857	+1.338	14:05:20.885
3	1:09.519	-	14:06:30.404
4	1:10.124	+0.605	14:07:40.528
5	1:09.884	+0.365	14:08:50.412
6	1:10.773	+1.254	14:10:01.185
7	1:10.123	+0.604	14:11:11.308
8	1:11.184	+1.665	14:12:22.492
9	1:10.782	+1.263	14:13:33.274
10	1:10.959	+1.440	14:14:44.233
11	1:10.756	+1.237	14:15:54.989
12	1:12.480	+2.961	14:17:07.469
13	1:09.562	+0.043	14:18:17.031
14	1:09.634	+0.115	14:19:26.665

Lap	Lap Tm	Diff	Time of Day
<b>(79) Conor O'BRIEN</b>			
1	1:11.878	+1.574	14:04:04.974
2	1:10.304	-	14:05:15.278
3	1:10.963	+0.659	14:06:26.241
4	1:10.466	+0.162	14:07:36.707
5	1:10.899	+0.595	14:08:47.606
6	1:11.407	+1.103	14:09:59.013
7	1:11.924	+1.620	14:11:10.937
8	1:11.124	+0.820	14:12:22.061
9	1:10.944	+0.640	14:13:33.005
10	1:10.708	+0.404	14:14:43.713
11	1:10.962	+0.658	14:15:54.675
12	1:13.188	+2.884	14:17:07.863
13	1:10.404	+0.100	14:18:18.267
14	1:11.382	+1.078	14:19:29.649

Lap	Lap Tm	Diff	Time of Day
<b>(67) John LOCK</b>			
1	1:13.834	+4.004	14:04:07.579
2	1:09.830	-	14:05:17.409
3	1:10.022	+0.192	14:06:27.431
4	1:10.007	+0.177	14:07:37.438
5	1:11.038	+1.208	14:08:48.476
6	1:11.789	+1.959	14:10:00.265
7	1:11.936	+2.106	14:11:12.201
8	1:11.041	+1.211	14:12:23.242
9	1:11.854	+2.024	14:13:35.096
10	1:10.728	+0.898	14:14:45.824
11	1:11.632	+1.802	14:15:57.456
12	1:11.765	+1.935	14:17:09.221
13	1:11.056	+1.226	14:18:20.277
14	1:11.203	+1.373	14:19:31.480

Lap	Lap Tm	Diff	Time of Day
<b>(15) Geoffrey LEWIS</b>			
1	1:14.988	+4.946	14:04:10.255
2	1:12.209	+2.167	14:05:22.464
3	1:10.042	-	14:06:32.506
4	1:10.313	+0.271	14:07:42.819
5	1:10.204	+0.162	14:08:53.023
6	1:10.864	+0.822	14:10:03.887
7	1:10.135	+0.093	14:11:14.022
8	1:11.569	+1.527	14:12:25.591
9	1:11.051	+1.009	14:13:36.642
10	1:10.910	+0.868	14:14:47.552
11	1:11.398	+1.356	14:15:58.950
12	1:11.195	+1.153	14:17:10.145
13	1:11.387	+1.345	14:18:21.532
14	1:12.200	+2.158	14:19:33.732

Lap	Lap Tm	Diff	Time of Day
<b>(86) Jeremy COOKE</b>			
1	1:14.564	+4.714	14:04:10.546
2	1:11.399	+1.549	14:05:21.945

Lap	Lap Tm	Diff	Time of Day
3	1:09.850	-	14:06:31.795
4	1:10.486	+0.636	14:07:42.281
5	1:10.472	+0.622	14:08:52.753
6	1:12.474	+2.624	14:10:05.227
7	1:10.835	+0.985	14:11:16.062
8	1:11.799	+1.949	14:12:27.861
9	1:11.117	+1.267	14:13:38.978
10	1:11.602	+1.752	14:14:50.580
11	1:10.665	+0.815	14:16:01.245
12	1:11.956	+2.106	14:17:13.201
13	1:12.258	+2.408	14:18:25.459
14	1:11.430	+1.580	14:19:36.889

Lap	Lap Tm	Diff	Time of Day
<b>(14) Paul HIPWELL</b>			
1	1:13.327	+2.618	14:04:07.202
2	1:10.819	+0.110	14:05:18.021
3	1:11.054	+0.345	14:06:29.075
4	1:10.998	+0.289	14:07:40.073
5	1:11.528	+0.819	14:08:51.601
6	1:11.275	+0.566	14:10:02.876
7	1:10.709	-	14:11:13.585
8	1:13.142	+2.433	14:12:26.727
9	1:12.035	+1.326	14:13:38.762
10	1:12.253	+1.544	14:14:51.015
11	1:11.610	+0.901	14:16:02.625
12	1:13.501	+2.792	14:17:16.126
13	1:12.055	+1.346	14:18:28.181
14	1:13.598	+2.889	14:19:41.779

Lap	Lap Tm	Diff	Time of Day
<b>(57) David SUCH</b>			
1	1:17.745	+5.684	14:04:12.289
2	1:13.315	+1.254	14:05:25.604
3	1:12.061	-	14:06:37.665
4	1:13.278	+1.217	14:07:50.943
5	1:12.523	+0.462	14:09:03.466
6	1:12.955	+0.894	14:10:16.421
7	1:13.826	+1.765	14:11:30.247
8	1:12.865	+0.804	14:12:43.112
9	1:12.384	+0.323	14:13:55.496
10	1:13.670	+1.609	14:15:09.166
11	1:12.458	+0.397	14:16:21.624
12	1:14.639	+2.578	14:17:36.263
13	1:13.110	+1.049	14:18:49.373

Lap	Lap Tm	Diff	Time of Day
<b>(52) Karsten LE BLANC</b>			
1	1:14.865	+2.030	14:04:09.512
2	1:12.843	+0.008	14:05:22.355
3	1:13.108	+0.273	14:06:35.463
4	1:13.479	+0.644	14:07:48.942
5	1:12.987	+0.152	14:09:01.929
6	1:14.371	+1.536	14:10:16.300
7	1:13.544	+0.709	14:11:29.844
8	1:13.966	+1.131	14:12:43.810
9	1:13.432	+0.597	14:13:57.242
10	1:14.771	+1.936	14:15:12.013
11	1:12.835	-	14:16:24.848
12	1:14.954	+2.119	14:17:39.802
13	1:13.033	+0.198	14:18:52.835

Lap	Lap Tm	Diff	Time of Day
<b>(19) Robert RAWE</b>			
1	1:17.122	+5.062	14:04:11.690
2	1:12.781	+0.721	14:05:24.471
3	1:13.049	+0.989	14:06:37.520
4	1:12.857	+0.797	14:07:50.377
5	1:12.060	-	14:09:02.437
6	1:13.233	+1.173	14:10:15.670

# Aston Martin St John Horsfall Meeting

AMOC UBS Aston Martin - Classic

Silverstone National 1.639 Miles

Race 3

02/06/2007 14:02

Race (15:00 Time)

Lap	Lap Tm	Diff	Time of Day
7	1:12.981	+0.921	14:11:28.651
8	1:13.562	+1.502	14:12:42.213
9	1:13.033	+0.973	14:13:55.246
10	1:14.463	+2.403	14:15:09.709
11	1:13.891	+1.831	14:16:23.600
12	1:17.558	+5.498	14:17:41.158
13	1:15.358	+3.298	14:18:56.516

(66) Robert MACVICAR

1	1:22.090	+7.194	14:04:18.768
2	1:17.079	+2.183	14:05:35.847
3	1:16.355	+1.459	14:06:52.202
4	1:16.570	+1.674	14:08:08.772
5	1:16.644	+1.748	14:09:25.416
6	1:16.784	+1.888	14:10:42.200
7	1:18.850	+3.954	14:12:01.050
8	1:15.540	+0.644	14:13:16.590
9	1:14.896	-	14:14:31.486
10	1:19.028	+4.132	14:15:50.514
11	1:17.846	+2.950	14:17:08.360
12	1:17.674	+2.778	14:18:26.034
13	1:16.250	+1.354	14:19:42.284

(73) Martin WRIGHT

1	1:21.845	+4.327	14:04:18.258
2	1:19.599	+2.081	14:05:37.857
3	1:17.518	-	14:06:55.375
4	1:18.763	+1.245	14:08:14.138
5	1:19.031	+1.513	14:09:33.169
6	1:22.097	+4.579	14:10:55.266
7	1:20.770	+3.252	14:12:16.036
8	1:23.007	+5.489	14:13:39.043
9	1:18.951	+1.433	14:14:57.994
10	1:20.844	+3.326	14:16:18.838
11	1:23.228	+5.710	14:17:42.066
12	1:18.921	+1.403	14:19:00.987

(17) Robin REED

1	1:25.338	+2.387	14:04:21.171
2	1:24.543	+1.592	14:05:45.714
3	1:25.374	+2.423	14:07:11.088
4	1:26.400	+3.449	14:08:37.488
5	1:28.361	+5.410	14:10:05.849
6	1:26.786	+3.835	14:11:32.635
7	1:25.644	+2.693	14:12:58.279
8	1:24.805	+1.854	14:14:23.084
9	1:27.765	+4.814	14:15:50.849
10	1:25.940	+2.989	14:17:16.789
11	1:22.951	-	14:18:39.740
p12	1:47.489	+24.538	14:20:27.229

(97) Clive HIPWELL

1	1:29.915	+7.756	14:04:28.011
2	1:26.406	+4.247	14:05:54.417
3	1:25.377	+3.218	14:07:19.794
4	1:26.769	+4.610	14:08:46.563
5	1:28.435	+6.276	14:10:14.998
6	1:25.182	+3.023	14:11:40.180
7	1:24.959	+2.800	14:13:05.139
8	1:22.159	-	14:14:27.298
9	1:24.778	+2.619	14:15:52.076
10	1:26.431	+4.272	14:17:18.507
11	1:25.527	+3.368	14:18:44.034

Lap	Lap Tm	Diff	Time of Day
-----	--------	------	-------------

Lap	Lap Tm	Diff	Time of Day
-----	--------	------	-------------

AMOC UBS Aston Martin - Classic

Silverstone National 1.639 Miles

Race 3

02/06/2007 14:02

Race (15:00 Time)

Competitors	Laps														
	0	1	2	3	4	5	6	7	8	9	10	11	12	13	14
Pete FOSTER (77)	1	77	5	5	5	5	5	5	5	5	5	5	5	5	5
Charlie KEMP (5)	2	5	77	77	77	77	77	3	3	3	3	3	3	3	3
Christopher SCRAGG (3)	3	3	3	3	3	3	77	77	77	77	77	77	77	77	77
Conor O'BRIEN (79)	4	79	79	53	53	53	53	53	53	53	53	53	53	53	53
Martin BREWER (53)	5	53	53	79	79	79	79	79	79	79	79	79	42	42	42
John LOCK (67)	6	67	14	67	67	67	67	67	42	42	42	42	42	79	79
Paul HIPWELL (14)	7	14	67	14	14	14	42	42	67	67	67	67	67	67	67
David SCOTT (42)	8	42	52	42	42	42	14	14	14	15	15	15	15	15	15
David SUCH (57)	9	57	42	86	86	86	86	15	15	14	14	86	86	86	86
Robert RAWE (19)	10	19	15	52	15	15	15	86	86	86	86	14	14	14	14
Karsten LE BLANC (52)	11	52	86	15	52	52	52	19	19	19	19	57	57	57	57
Geoffrey LEWIS (15)	12	15	19	19	19	19	19	52	52	57	57	19	19	52	52
Robin REED (17)	13	17	57	57	57	57	57	57	57	52	52	52	52	19	19
Jeremy COOKE (86)	14	86	73	66	66	66	66	66	66	66	66	66	66	66	66
Martin WRIGHT (73)	15	73	66	73	73	73	73	73	73	73	73	73	73	73	73
Robert MACVICAR (66)	16	66	17	17	17	17	17	17	17	17	17	17	17	17	17
Clive HIPWELL (97)	17	97	97	97	97	97	97	97	97	97	97	97	97	97	97

# Aston Martin St John Horsfall Meeting

Sorted on Laps

Rawles Motorsport Austin Healey Club

Silverstone National 1.639 Miles

Race 4

02/06/2007 14:35

Race (15:00 Time)

Pos	No.	Class	Name	Car	Laps	Total Tm	Avg. Speed	Diff	Gap	Best Tm	Best Spd
1	1	HEALEY E	Marc CAMPFIELD	Austin Healey Frog	13	15:18.024	83.555	-	-	1:09.470	84.935
2	50	HEALEY B	David SMITHIES	Austin Healey 300C	13	15:30.055	82.474	+12.031	+12.031	1:10.265	83.974
3	57	HEALEY E	Robin LACKFORD	Austin Healey Frog	13	15:45.596	81.118	+27.572	+15.541	1:10.302	83.929
4	16	HEALEY B	Eric WOOLLEY	Austin Healey Sebr	13	15:46.802	81.015	+28.778	+1.206	1:11.494	82.530
5	98	HEALEY B	Paul CAMPFIELD	Austin Healey 300C	13	15:56.854	80.164	+38.830	+10.052	1:11.782	82.199
6	64	HEALEY C	Ian HULETT	Austin Healey Sprit	13	15:57.723	80.091	+39.699	+0.869	1:11.618	82.387
7	9	HEALEY E	Patrick HARRIS	Austin Healey Frog	13	15:58.853	79.997	+40.829	+1.130	1:11.795	82.184
8	8	HEALEY C	John HARRIS	Austin Healey Sprit	13	16:32.102	77.316	+1:14.078	+33.249	1:14.795	78.888
9	54	HEALEY C	Xavier SANZ DE ACEDO	Austin Healey Sprit	12	15:19.070	77.040	1 Lap	1 Lap	1:14.952	78.722
10	44	HEALEY A	Mike THORNE	Austin Healey 100N	12	15:26.279	76.440	+7.209	+7.209	1:15.400	78.255
11	7	HEALEY B	Jeremy COOKE	Austin Healey 300C	12	15:34.636	75.757	+15.566	+8.357	1:14.806	78.876
12	4	HEALEY C	Mark LISTER	Austin Healey Sprit	12	15:43.833	75.018	+24.763	+9.197	1:16.748	76.880
13	38	HEALEY B	David BAINBRIDGE	Austin Healey MK I	12	15:56.511	74.024	+37.441	+12.678	1:18.290	75.366
14	22	HEALEY C	David JENKINS	Austin Healey Frog	12	15:59.886	73.764	+40.816	+3.375	1:17.820	75.821
15	52	HEALEY B	Hugo HOLLAND-BOSWC	Austin Healey 300C	12	16:03.554	73.483	+44.484	+3.668	1:10.833	83.300
16	26	HEALEY C	Brian BEDFORD	Austin Healey Sprit	12	16:06.535	73.256	+47.465	+2.981	1:17.778	75.862
17	90	HEALEY C	Jim MACKIE	Austin Healey Sprit	11	15:33.224	69.549	2 Laps	1 Lap	1:21.944	72.005
18	34	HEALEY C	Nigel ADAMS	Austin Healey Sprit	11	15:59.744	67.627	+26.520	+26.520	1:24.918	69.484
19	11	HEALEY C	James PRIOR	Austin Healey Sprit	10	15:23.826	63.869	3 Laps	1 Lap	1:29.701	65.779

Not classified (80% = 10 Laps)

20	20	HEALEY E	Anthony BOLTON	Austin Healey Sebr	3	4:09.361	70.986	10 Laps	7 Laps	1:14.626	79.066
21	36	HEALEY C	Stuart BRAMLEY	Austin Healey Frog	0	12.451	-	13 Laps	3 Laps	--	-

Margin of Victory	Avg. Speed	Best Lap Tm	Best Spd	Best Lap by
+12.031	83.555	1:09.470	84.935	[1] Marc CAMPFIELD

Printed: 02/06/2007 14:53:07

Licensed to: MST Sports Timing Ltd

Chief Timekeeper  
Clerk of the Course

Orbits 3  
www.amb-it.com  
www.mylaps.com



# Aston Martin St John Horsfall Meeting

Rawles Motorsport Austin Healey Club

Silverstone National 1.639 Miles

Race 4

02/06/2007 14:35

Race (15:00 Time)

Lap	Lap Tm	Diff	Time of Day
(1) Marc CAMPFIELD			
1	1:12.727	+3.257	14:37:29.105
2	1:10.167	+0.697	14:38:39.272
3	1:09.856	+0.386	14:39:49.128
4	1:09.964	+0.494	14:40:59.092
5	1:10.314	+0.844	14:42:09.406
6	1:10.604	+1.134	14:43:20.010
7	1:10.252	+0.782	14:44:30.262
8	1:09.841	+0.371	14:45:40.103
9	1:10.449	+0.979	14:46:50.552
10	1:10.115	+0.645	14:48:00.667
11	1:10.086	+0.616	14:49:10.753
12	1:09.632	+0.162	14:50:20.385
13	1:09.470	-	14:51:29.855

(50) David SMITHIES			
1	1:13.727	+3.462	14:37:30.678
2	1:10.506	+0.241	14:38:41.184
3	1:10.265	-	14:39:51.449
4	1:10.436	+0.171	14:41:01.885
5	1:10.902	+0.637	14:42:12.787
6	1:10.772	+0.507	14:43:23.559
7	1:10.572	+0.307	14:44:34.131
8	1:11.442	+1.177	14:45:45.573
9	1:11.297	+1.032	14:46:56.870
10	1:11.510	+1.245	14:48:08.380
11	1:11.057	+0.792	14:49:19.437
12	1:10.898	+0.633	14:50:30.335
13	1:11.551	+1.286	14:51:41.886

(57) Robin LACKFORD			
1	1:16.601	+6.299	14:37:33.603
2	1:12.261	+1.959	14:38:45.864
3	1:12.161	+1.859	14:39:58.025
4	1:11.669	+1.367	14:41:09.694
5	1:11.604	+1.302	14:42:21.298
6	1:12.377	+2.075	14:43:33.675
7	1:11.527	+1.225	14:44:45.202
8	1:10.302	-	14:45:55.504
9	1:12.962	+2.660	14:47:08.466
10	1:12.699	+2.397	14:48:21.165
11	1:12.832	+2.530	14:49:33.997
12	1:11.975	+1.673	14:50:45.972
13	1:11.455	+1.153	14:51:57.427

(16) Eric WOOLLEY			
1	1:15.022	+3.528	14:37:32.348
2	1:11.952	+0.458	14:38:44.300
3	1:11.527	+0.033	14:39:55.827
4	1:11.950	+0.456	14:41:07.777
5	1:12.282	+0.788	14:42:20.059
6	1:11.894	+0.400	14:43:31.953
7	1:12.090	+0.596	14:44:44.043
8	1:11.649	+0.155	14:45:55.692
9	1:12.590	+1.096	14:47:08.282
10	1:12.738	+1.244	14:48:21.020
11	1:13.145	+1.651	14:49:34.165
12	1:12.974	+1.480	14:50:47.139
13	1:11.494	-	14:51:58.633

(98) Paul CAMPFIELD			
1	1:14.726	+2.944	14:37:33.120
2	1:12.104	+0.322	14:38:45.224
3	1:12.004	+0.222	14:39:57.228
4	1:12.001	+0.219	14:41:09.229

5	1:11.782	-	14:42:21.011
6	1:12.119	+0.337	14:43:33.130
7	1:12.286	+0.504	14:44:45.416
8	1:13.343	+1.561	14:45:58.759
9	1:12.552	+0.770	14:47:11.311
10	1:13.354	+1.572	14:48:24.665
11	1:14.088	+2.306	14:49:38.753
12	1:14.205	+2.423	14:50:52.958
13	1:15.727	+3.945	14:52:08.685

(64) Ian HULETT			
1	1:15.847	+4.229	14:37:32.618
2	1:13.253	+1.635	14:38:45.871
3	1:11.828	+0.210	14:39:57.699
4	1:12.121	+0.503	14:41:09.820
5	1:11.618	-	14:42:21.438
6	1:12.513	+0.895	14:43:33.951
7	1:11.946	+0.328	14:44:45.897
8	1:12.937	+1.319	14:45:58.834
9	1:12.638	+1.020	14:47:11.472
10	1:13.548	+1.930	14:48:25.020
11	1:14.035	+2.417	14:49:39.055
12	1:14.494	+2.876	14:50:53.549
13	1:16.005	+4.387	14:52:09.554

(9) Patrick HARRIS			
1	1:16.250	+4.455	14:37:34.593
2	1:12.334	+0.539	14:38:46.927
3	1:12.402	+0.607	14:39:59.329
4	1:11.795	-	14:41:11.124
5	1:12.500	+0.705	14:42:23.624
6	1:13.066	+1.271	14:43:36.690
7	1:13.541	+1.746	14:44:50.231
8	1:13.064	+1.269	14:46:03.295
9	1:12.317	+0.522	14:47:15.612
10	1:13.036	+1.241	14:48:28.648
11	1:12.808	+1.013	14:49:41.456
12	1:14.090	+2.295	14:50:55.546
13	1:15.138	+3.343	14:52:10.684

(8) John HARRIS			
1	1:17.688	+2.893	14:37:36.163
2	1:15.211	+0.416	14:38:51.374
3	1:15.929	+1.134	14:40:07.303
4	1:15.307	+0.512	14:41:22.610
5	1:16.040	+1.245	14:42:38.650
6	1:14.795	-	14:43:53.445
7	1:15.716	+0.921	14:45:09.161
8	1:15.354	+0.559	14:46:24.515
9	1:17.018	+2.223	14:47:41.533
10	1:15.740	+0.945	14:48:57.273
11	1:16.078	+1.283	14:50:13.351
12	1:15.179	+0.384	14:51:28.530
13	1:15.403	+0.608	14:52:43.933

(54) Xavier SANZ DE ACEDO			
1	1:18.548	+3.596	14:37:37.815
2	1:15.755	+0.803	14:38:53.570
3	1:15.442	+0.490	14:40:09.012
4	1:16.254	+1.302	14:41:25.266
5	1:17.268	+2.316	14:42:42.534
6	1:16.232	+1.280	14:43:58.766
7	1:15.760	+0.808	14:45:14.526
8	1:15.410	+0.458	14:46:29.936
9	1:14.952	-	14:47:44.888
10	1:15.450	+0.498	14:49:00.338

11	1:14.997	+0.045	14:50:15.335
12	1:15.566	+0.614	14:51:30.901

(44) Mike THORNE			
1	1:21.311	+5.911	14:37:42.008
2	1:16.178	+0.778	14:38:58.186
3	1:16.645	+1.245	14:40:14.831
4	1:16.438	+1.038	14:41:31.269
5	1:15.487	+0.087	14:42:46.756
6	1:15.832	+0.432	14:44:02.588
7	1:15.553	+0.153	14:45:18.141
8	1:16.408	+1.008	14:46:34.549
9	1:15.400	-	14:47:49.949
10	1:15.948	+0.548	14:49:05.897
11	1:16.116	+0.716	14:50:22.013
12	1:16.097	+0.697	14:51:38.110

(7) Jeremy COOKE			
1	1:19.340	+4.534	14:37:39.109
2	1:15.887	+1.081	14:38:54.996
3	1:14.806	-	14:40:09.802
4	1:15.306	+0.500	14:41:25.108
5	1:17.773	+2.967	14:42:42.881
6	1:16.708	+1.902	14:43:59.589
7	1:18.092	+3.286	14:45:17.681
8	1:16.580	+1.774	14:46:34.261
9	1:16.988	+2.182	14:47:51.249
10	1:17.487	+2.681	14:49:08.736
11	1:20.230	+5.424	14:50:28.966
12	1:17.501	+2.695	14:51:46.467

(4) Mark LISTER			
1	1:21.157	+4.409	14:37:41.127
2	1:16.849	+0.101	14:38:57.976
3	1:18.099	+1.351	14:40:16.075
4	1:16.748	-	14:41:32.823
5	1:16.877	+0.129	14:42:49.700
6	1:17.182	+0.434	14:44:06.882
7	1:19.191	+2.443	14:45:26.073
8	1:17.721	+0.973	14:46:43.794
9	1:17.644	+0.896	14:48:01.438
10	1:17.443	+0.695	14:49:18.881
11	1:18.140	+1.392	14:50:37.021
12	1:18.643	+1.895	14:51:55.664

(38) David BAINBRIDGE			
1	1:21.409	+3.119	14:37:41.824
2	1:18.290	-	14:39:00.114
3	1:18.558	+0.268	14:40:18.672
4	1:18.349	+0.059	14:41:37.021
5	1:18.519	+0.229	14:42:55.540
6	1:18.489	+0.199	14:44:14.029
7	1:18.874	+0.584	14:45:32.903
8	1:19.665	+1.375	14:46:52.568
9	1:19.288	+0.998	14:48:11.856
10	1:18.677	+0.387	14:49:30.533
11	1:19.019	+0.729	14:50:49.552
12	1:18.790	+0.500	14:52:08.342

(22) David JENKINS			
1	1:21.011	+3.191	14:37:42.789
2	1:18.107	+0.287	14:39:00.896
3	1:18.640	+0.820	14:40:19.536
4	1:18.676	+0.856	14:41:38.212
5	1:19.279	+1.459	14:42:57.491
6	1:17.820	-	14:44:15.311

# Aston Martin St John Horsfall Meeting

Rawles Motorsport Austin Healey Club

Silverstone National 1.639 Miles

Race 4

02/06/2007 14:35

Race (15:00 Time)

Lap	Lap Tm	Diff	Time of Day
7	1:20.000	+2.180	14:45:35.311
8	1:19.296	+1.476	14:46:54.607
9	1:18.482	+0.662	14:48:13.089
10	1:18.429	+0.609	14:49:31.518
11	1:19.025	+1.205	14:50:50.543
12	1:21.174	+3.354	14:52:11.717

(52) Hugo HOLLAND-BOSWORTH

1	1:13.605	+2.772	14:37:30.940
2	1:10.833	-	14:38:41.773
3	1:12.120	+1.287	14:39:53.893
4	1:20.912	+10.079	14:41:14.805
5	2:20.429	+1:09.596	14:43:35.234
6	1:12.285	+1.452	14:44:47.519
7	1:12.471	+1.638	14:45:59.990
8	1:12.754	+1.921	14:47:12.744
9	1:13.146	+2.313	14:48:25.890
10	1:15.260	+4.427	14:49:41.150
11	1:17.723	+6.890	14:50:58.873
12	1:16.512	+5.679	14:52:15.385

(26) Brian BEDFORD

1	1:22.058	+4.280	14:37:44.278
2	1:19.895	+2.117	14:39:04.173
3	1:18.942	+1.164	14:40:23.115
4	1:19.177	+1.399	14:41:42.292
5	1:19.338	+1.560	14:43:01.630
6	1:19.747	+1.969	14:44:21.377
7	1:19.358	+1.580	14:45:40.735
8	1:18.673	+0.895	14:46:59.408
9	1:19.974	+2.196	14:48:19.382
10	1:21.345	+3.567	14:49:40.727
11	1:19.861	+2.083	14:51:00.588
12	1:17.778	-	14:52:18.366

(90) Jim MACKIE

1	1:26.620	+4.676	14:37:48.509
2	1:23.857	+1.913	14:39:12.366
3	1:24.147	+2.203	14:40:36.513
4	1:24.942	+2.998	14:42:01.455
5	1:24.808	+2.864	14:43:26.263
6	1:24.915	+2.971	14:44:51.178
7	1:22.323	+0.379	14:46:13.501
8	1:21.944	-	14:47:35.445
9	1:22.813	+0.869	14:48:58.258
10	1:23.498	+1.554	14:50:21.756
11	1:23.299	+1.355	14:51:45.055

(34) Nigel ADAMS

1	1:29.859	+4.941	14:37:52.115
2	1:26.456	+1.538	14:39:18.571
3	1:26.364	+1.446	14:40:44.935
4	1:26.055	+1.137	14:42:10.990
5	1:27.687	+2.769	14:43:38.677
6	1:25.481	+0.563	14:45:04.158
7	1:25.462	+0.544	14:46:29.620
8	1:24.977	+0.059	14:47:54.597
9	1:24.918	-	14:49:19.515
10	1:24.938	+0.020	14:50:44.453
11	1:27.122	+2.204	14:52:11.575

(11) James PRIOR

1	1:32.173	+2.472	14:37:55.209
2	1:29.894	+0.193	14:39:25.103
3	1:31.419	+1.718	14:40:56.522
4	1:32.831	+3.130	14:42:29.353

Lap	Lap Tm	Diff	Time of Day
5	1:31.668	+1.967	14:44:01.021
6	1:31.791	+2.090	14:45:32.812
7	1:31.217	+1.516	14:47:04.029
8	1:31.667	+1.966	14:48:35.696
9	1:30.260	+0.559	14:50:05.956
10	1:29.701	-	14:51:35.657

(20) Anthony BOLTON

1	1:17.753	+3.127	14:37:36.556
2	1:14.626	-	14:38:51.182
3	1:30.010	+15.384	14:40:21.192

Lap	Lap Tm	Diff	Time of Day
-----	--------	------	-------------

Rawles Motorsport Austin Healey Club

Silverstone National 1.639 Miles

Race 4

02/06/2007 14:35

Race (15:00 Time)

Competitors	Laps													
	0	1	2	3	4	5	6	7	8	9	10	11	12	13
Marc CAMPFIELD (1)	1	1	1	1	1	1	1	1	1	1	1	1	1	1
Ian HULETT (64)	2	64	50	50	50	50	50	50	50	50	50	50	50	50
David SMITHIES (50)	3	50	52	52	52	16	16	16	16	57	16	16	57	57
Robin LACKFORD (57)	4	57	16	16	16	98	98	98	57	16	57	57	16	16
Eric WOOLLEY (16)	5	16	64	98	98	57	57	57	98	98	98	98	98	98
Hugo HOLLAND-BOSWORTH (52)	6	52	98	57	64	64	64	64	64	64	64	64	64	64
Patrick HARRIS (9)	7	9	57	64	57	9	9	9	9	9	9	9	9	9
Paul CAMPFIELD (98)	8	98	9	9	9	52	8	8	8	8	8	8	8	8
John HARRIS (8)	9	8	8	20	8	8	54	54	54	54	54	54	54	54
Anthony BOLTON (20)	10	20	20	8	54	7	7	7	7	7	44	44	44	44
Xavier SANZ DE ACEDO (54)	11	54	54	54	7	54	44	44	44	44	7	7	7	7
Jeremy COOKE (7)	12	7	7	7	44	44	4	4	4	4	4	4	4	4
Mark LISTER (4)	13	4	4	4	4	4	38	38	38	38	38	38	38	38
David BAINBRIDGE (38)	14	38	38	44	38	38	22	22	22	22	22	22	22	22
Mike THORNE (44)	15	44	44	38	22	22	26	26	26	26	26	26	52	52
David JENKINS (22)	16	22	22	22	20	26	90	52	52	52	52	52	26	26
Jim MACKIE (90)	17	90	26	26	26	90	52	90	90	90	90	90	90	90
Brian BEDFORD (26)	18	26	90	90	90	34	34	34	34	34	34	34	34	34
Nigel ADAMS (34)	19	34	34	34	34	11	11	11	11	11	11	11	11	11
James PRIOR (11)	20	11	11	11	11									
Stuart BRAMLEY (36)	21	36												

# Aston Martin St John Horsfall Meeting

Sorted on Laps

AMOC UBS Aston Martin - Historic

Silverstone National 1.639 Miles

Race 5

02/06/2007 15:01

Race (15:00 Time)

Pos	No.	Class	Name	Car	Laps	Total Tm	Avg. Speed	Diff	Gap	Best Tm	Best Spd
1	61	UBS A4	Adrian BEECROFT	Aston Martin DBR1	12	15:24.709	76.570	-	-	1:14.808	78.874
2	58	UBS A4	David BENNETT	Aston Martin DB3S	12	15:25.860	76.475	+1.151	+1.151	1:14.333	79.378
3	60	UBS I	Martin MCGLONE	Aston Martin DB3S	12	15:29.221	76.198	+4.512	+3.361	1:14.312	79.400
4	40	UBS A3	Nicholas RUDDLELL	Aston Martin MKIII	12	16:17.590	72.428	+52.881	+48.369	1:19.647	74.082
5	26	UBS P4	Jim CAMPBELL	Aston Martin MkII	12	16:29.475	71.558	+1:04.766	+11.885	1:20.488	73.308
6	27	UBS P4	Peter DUBSKY	Aston Martin MkII	12	16:41.114	70.726	+1:16.405	+11.639	1:21.684	72.234
7	23	UBS I	Andy BELL	Aston Martin Mono	12	16:43.548	70.554	+1:18.839	+2.434	1:19.436	74.279
8	42	UBS A1	Douglas BARKER	Aston Martin DB2/4	11	15:42.666	68.852	1 Lap	1 Lap	1:23.877	70.346
9	33	UBS A1	Mark CAMPBELL	Aston Martin DB2/4	11	15:48.054	68.461	+5.388	+5.388	1:23.590	70.587
10	24	UBS P3	David TAYLOR	Aston Martin Speec	11	16:03.786	67.343	+21.120	+15.732	1:25.730	68.825
11	9	UBS P3	David OZANNE	Aston Martin Speec	11	16:04.717	67.278	+22.051	+0.931	1:25.687	68.860
12	12	UBS P3	Jane VARLEY	Aston Martin 2 Litre	11	16:39.724	64.922	+57.058	+35.007	1:27.434	67.484
13	6	UBS P2	Keith PIPER	Aston Martin Interr	11	16:55.594	63.908	+1:12.928	+15.870	1:29.521	65.911
14	5	UBS P3	Kelvin ROBINSON	Aston Martin Ulster	10	15:25.382	63.762	2 Laps	1 Lap	1:29.736	65.753
15	45	UBS A3	Graham BARKER	Aston Martin DB2/4	10	15:30.922	63.382	+5.540	+5.540	1:30.614	65.116
16	20	UBS P3	Christopher SCOTT MAC	Aston Martin Le Ma	10	15:32.054	63.305	+6.672	+1.132	1:29.640	65.823
17	30	UBS I	Gordan RISELEY	Aston Martin Speec	10	16:02.691	61.291	+37.309	+30.637	1:32.215	63.985
18	36	UBS A1	Colin CAMPBELL	Aston Martin DB2	9	16:07.651	54.879	3 Laps	1 Lap	1:42.082	57.801
19	53	UBS A4	David REED	Aston Martin DB2	4	5:50.444	67.348	8 Laps	5 Laps	1:21.861	72.078

Margin of Victory	Avg. Speed	Best Lap Tm	Best Spd	Best Lap by
+1.151	76.570	1:14.312	79.400	[60] Martin MCGLONE

Printed: 02/06/2007 15:19:08

Licensed to: MST Sports Timing Ltd

Chief Timekeeper  
Clerk of the Course

Orbits 3  
www.amb-it.com  
www.mylaps.com



# Aston Martin St John Horsfall Meeting

AMOC UBS Aston Martin - Historic

Silverstone National 1.639 Miles

Race 5

02/06/2007 15:01

Race (15:00 Time)

Lap	Lap Tm	Diff	Time of Day
9	1:30.764	+0.150	15:15:52.348
10	1:32.664	+2.050	15:17:25.012

(20) Christopher SCOTT MACKIRDY

Lap	Lap Tm	Diff	Time of Day
1	1:35.280	+5.640	15:03:40.276
2	1:33.598	+3.958	15:05:13.874
3	1:29.640	-	15:06:43.514
4	1:31.079	+1.439	15:08:14.593
5	1:31.271	+1.631	15:09:45.864
6	1:33.039	+3.399	15:11:18.903
7	1:33.256	+3.616	15:12:52.159
8	1:31.106	+1.466	15:14:23.265
9	1:30.142	+0.502	15:15:53.407
10	1:32.737	+3.097	15:17:26.144

(30) Gordan RISELEY

Lap	Lap Tm	Diff	Time of Day
1	1:37.693	+5.478	15:03:43.938
2	1:34.154	+1.939	15:05:18.092
3	1:33.268	+1.053	15:06:51.360
4	1:37.074	+4.859	15:08:28.434
5	1:33.327	+1.112	15:10:01.761
6	1:34.715	+2.500	15:11:36.476
7	1:35.811	+3.596	15:13:12.287
8	1:34.914	+2.699	15:14:47.201
9	1:37.365	+5.150	15:16:24.566
10	1:32.215	-	15:17:56.781

(36) Colin CAMPBELL

Lap	Lap Tm	Diff	Time of Day
1	1:44.762	+2.680	15:03:52.950
2	1:42.082	-	15:05:35.032
3	1:43.743	+1.661	15:07:18.775
4	1:44.879	+2.797	15:09:03.654
5	1:45.232	+3.150	15:10:48.886
6	1:46.272	+4.190	15:12:35.158
7	1:48.856	+6.774	15:14:24.014
8	1:50.628	+8.546	15:16:14.642
9	1:47.099	+5.017	15:18:01.741

(53) David REED

Lap	Lap Tm	Diff	Time of Day
1	1:24.069	+2.208	15:03:24.423
2	1:21.861	-	15:04:46.284
3	1:21.976	+0.115	15:06:08.260
p4	1:36.274	+14.413	15:07:44.534

Lap	Lap Tm	Diff	Time of Day
-----	--------	------	-------------

Lap	Lap Tm	Diff	Time of Day
-----	--------	------	-------------

AMOC UBS Aston Martin - Historic

Silverstone National 1.639 Miles

Race 5

02/06/2007 15:01

Race (15:00 Time)

Competitors	Laps													
	0	1	2	3	4	5	6	7	8	9	10	11	12	
Martin MCGLONE (60)	1	60	60	60	60	60	61	61	61	61	61	61	61	61
Adrian BEECROFT (61)	2	61	61	61	61	61	58	58	58	58	58	58	58	58
David BENNETT (58)	3	58	58	58	58	58	60	60	60	60	60	60	60	60
David REED (53)	4	53	40	40	40	40	40	40	40	40	40	40	40	40
Nicholas RUDELL (40)	5	40	53	53	53	26	26	26	26	26	26	26	26	26
Jim CAMPBELL (26)	6	26	26	26	26	23	23	23	23	27	27	27	27	27
Peter DUBSKY (27)	7	27	27	27	27	27	27	27	27	23	23	23	23	23
Mark CAMPBELL (33)	8	33	42	23	23	42	42	42	42	42	42	42	42	42
David TAYLOR (24)	9	24	23	42	42	53	33	33	33	33	33	33	33	33
David OZANNE (9)	10	9	33	33	33	33	24	24	24	24	24	24	24	24
Douglas BARKER (42)	11	42	24	24	24	24	9	9	9	9	9	9	9	9
Graham BARKER (45)	12	45	9	9	9	9	12	12	12	12	12	12	12	12
Kelvin ROBINSON (5)	13	5	45	45	45	45	6	6	6	6	6	6	6	6
Keith PIPER (6)	14	6	5	12	12	12	45	45	5	5	5	5	5	5
Christopher SCOTT MACKIRDY (20)	15	20	6	6	6	6	20	5	45	45	45	45	45	45
Jane VARLEY (12)	16	12	20	20	20	20	5	20	20	20	20	20	20	20
Andy BELL (23)	17	23	12	5	5	5	30	30	30	30	30	30	30	30
Gordan RISELEY (30)	18	30	30	30	30	30	36	36	36	36	36	36	36	36
Colin CAMPBELL (36)	19	36	36	36	36	36								

# Aston Martin St John Horsfall Meeting

Sorted on Laps

AMOC Intermarque Championship

Silverstone National 1.639 Miles

Race 6

02/06/2007 15:28

Race (20:00 Time)

Pos	No.	Class	Name	Car	Laps	Total Tm	Avg. Speed	Diff	Gap	Best Tm	Best Spd
1	23	INTER C	Jackie COCHRANE	Sunbeam Tiger	19	21:05.177	88.610	-	-	1:04.640	91.281
2	3	INTER D	Christopher SCRAGG	Aston Martin V8	19	21:27.155	87.097	+21.978	+21.978	1:06.094	89.273
3	93	INTER C	David SMALLRIDGE	Sunbeam Tiger	19	21:28.183	87.028	+23.006	+1.028	1:06.351	88.927
4	77	INTER C	Pete FOSTER	Aston Martin DB4	19	21:40.903	86.177	+35.726	+12.720	1:06.642	88.539
5	99	INTER C	Simon JAMES	Sunbeam Tiger	19	21:50.239	85.563	+45.062	+9.336	1:07.206	87.796
6	9	INTER B	Stephen ARCHER	Porsche 964RS	19	22:01.946	84.805	+56.769	+11.707	1:08.747	85.828
7	70	INTER B	Tim MOGRIDGE	Ferrari 355 Challen	19	22:02.468	84.772	+57.291	+0.522	1:08.800	85.762
8	60	INTER B	Tim BRYAN	Porsche 928 GTS	19	22:10.016	84.290	+1:04.839	+7.548	1:08.751	85.823
9	4	INTER B	David BROOKER-CAREY	Aston Martin DB9	19	22:17.948	83.791	+1:12.771	+7.932	1:08.953	85.571
10	42	INTER B	David SCOTT	Aston Martin N24	18	21:17.127	83.161	1 Lap	1 Lap	1:08.479	86.164
11	15	INTER B	Geoffrey LEWIS	Aston Martin V8	18	21:29.965	82.333	+12.838	+12.838	1:09.410	85.008
12	86	INTER C	Jeremy COOKE	Aston Martin DB4	18	21:33.327	82.119	+16.200	+3.362	1:09.974	84.323
13	79	INTER C	Conor O'BRIEN	Aston Martin DB4	18	21:34.954	82.016	+17.827	+1.627	1:10.428	83.779
14	20	INTER A	Tristan BRADFIELD	Sunbeam Tiger	18	22:00.154	80.451	+43.027	+25.200	1:12.101	81.835
15	57	INTER B	David SUCH	Aston Martin V8	18	22:00.867	80.407	+43.740	+0.713	1:12.166	81.761
16	35	INTER A	Paul CLAYSON	Sunbeam Tiger	18	22:07.444	80.009	+50.317	+6.577	1:12.176	81.750
17	52	INTER A	Christiaan VAN LANSCH	Aston Martin DB4	17	21:08.851	79.053	2 Laps	1 Lap	1:13.079	80.740
18	27	INTER B	Lawrence COPPOCK	Jaguar XJS	17	21:35.195	77.445	+26.344	+26.344	1:14.511	79.188
19	73	INTER A	Martin WRIGHT	Aston Martin DBS	17	21:48.196	76.676	+39.345	+13.001	1:14.053	79.678
20	83	INTER A	Andrew DAVENALL	Sunbeam Tiger	17	22:05.119	75.696	+56.268	+16.923	1:16.466	77.164
21	66	INTER B	Robert MACVICAR	Jaguar XJS	17	22:08.840	75.484	+59.989	+3.721	1:16.049	77.587

Not classified (80% = 15 Laps)

22	5	INTER C	Charlie KEMP	Aston Martin DB4	13	14:50.693	86.119	6 Laps	4 Laps	1:06.305	88.989
23	54	INTER A	Xavier SANZ DE ACEDO	Austin Healey Sprit	13	16:35.450	77.056	+1:44.757	+1:44.757	1:14.221	79.498
24	13	INTER C	Thornton MUSTARD	Jaguar D Type Rep	11	12:43.307	85.031	8 Laps	2 Laps	1:05.769	89.714
25	10	INTER A	Andrew YATES	Sunbeam Tiger	3	6:08.861	47.989	16 Laps	8 Laps	1:16.716	76.912
26	24	INTER C	Tarek MAHMOUD	Aston Martin DB6	0	----	-	-	-	----	-

Margin of Victory	Avg. Speed	Best Lap Tm	Best Spd	Best Lap by
+21.978	88.610	1:04.640	91.281	[23] Jackie COCHRANE

Printed: 02/06/2007 15:50:51

Licensed to: MST Sports Timing Ltd

Chief Timekeeper  
Clerk of the Course

Orbits 3  
www.amb-it.com  
www.mylaps.com







# Aston Martin St John Horsfall Meeting

## AMOC Intermarque Championship

## Silverstone National 1.639 Miles

### Race 6

02/06/2007 15:28

### Race (20:00 Time)

Lap	Lap Tm	Diff	Time of Day
9	1:17.251	+0.785	15:39:51.758
10	1:17.308	+0.842	15:41:09.066
11	1:16.866	+0.400	15:42:25.932
12	1:18.210	+1.744	15:43:44.142
13	1:16.506	+0.040	15:45:00.648
14	1:16.806	+0.340	15:46:17.454
15	1:18.540	+2.074	15:47:35.994
16	1:17.671	+1.205	15:48:53.665
17	1:17.421	+0.955	15:50:11.086

#### (66) Robert MACVICAR

1	1:21.097	+5.048	15:29:36.914
2	1:17.358	+1.309	15:30:54.272
3	1:16.862	+0.813	15:32:11.134
4	1:16.049	-	15:33:27.183
5	1:16.525	+0.476	15:34:43.708
6	1:17.217	+1.168	15:36:00.925
7	1:17.864	+1.815	15:37:18.789
8	1:19.415	+3.366	15:38:38.204
9	1:17.594	+1.545	15:39:55.798
10	1:16.518	+0.469	15:41:12.316
11	1:18.853	+2.804	15:42:31.169
12	1:17.019	+0.970	15:43:48.188
13	1:16.701	+0.652	15:45:04.889
14	1:17.829	+1.780	15:46:22.718
15	1:16.487	+0.438	15:47:39.205
16	1:18.285	+2.236	15:48:57.490
17	1:17.317	+1.268	15:50:14.807

#### (5) Charlie KEMP

1	1:08.813	+2.508	15:29:18.160
2	1:06.305	-	15:30:24.465
3	1:06.469	+0.164	15:31:30.934
4	1:06.638	+0.333	15:32:37.572
5	1:06.471	+0.166	15:33:44.043
6	1:06.431	+0.126	15:34:50.474
7	1:06.549	+0.244	15:35:57.023
8	1:07.126	+0.821	15:37:04.149
9	1:07.562	+1.257	15:38:11.711
10	1:07.338	+1.033	15:39:19.049
11	1:08.090	+1.785	15:40:27.139
12	1:08.865	+2.560	15:41:36.004
p13	1:20.656	+14.351	15:42:56.660

#### (54) Xavier SANZ DE ACEDO

1	1:19.261	+5.040	15:29:34.709
2	1:15.516	+1.295	15:30:50.225
3	1:14.729	+0.508	15:32:04.954
4	1:14.275	+0.054	15:33:19.229
5	1:14.221	-	15:34:33.450
6	1:14.327	+0.106	15:35:47.777
7	1:16.396	+2.175	15:37:04.173
8	1:15.019	+0.798	15:38:19.192
9	1:14.875	+0.654	15:39:34.067
10	1:14.845	+0.624	15:40:48.912
11	1:14.599	+0.378	15:42:03.511
12	1:16.556	+2.335	15:43:20.067
13	1:21.350	+7.129	15:44:41.417

#### (13) Thornton MUSTARD

1	1:08.183	+2.414	15:29:17.232
2	1:05.891	+0.122	15:30:23.123
3	1:05.769	-	15:31:28.892
4	1:06.166	+0.397	15:32:35.058
5	1:06.374	+0.605	15:33:41.432
6	1:06.419	+0.650	15:34:47.851

Lap	Lap Tm	Diff	Time of Day
7	1:06.636	+0.867	15:35:54.487
8	1:07.552	+1.783	15:37:02.039
9	1:07.159	+1.390	15:38:09.198
10	1:06.783	+1.014	15:39:15.981
p11	1:33.293	+27.524	15:40:49.274

#### (10) Andrew YATES

1	1:18.855	+2.139	15:31:03.609
2	1:16.716	-	15:32:20.325
3	1:54.503	+37.787	15:34:14.828

Lap	Lap Tm	Diff	Time of Day
-----	--------	------	-------------

AMOC Intermarque Championship

Silverstone National 1.639 Miles

Race 6

02/06/2007 15:28

Race (20:00 Time)

Competitors	Laps																			
	0	1	2	3	4	5	6	7	8	9	10	11	12	13	14	15	16	17	18	19
Jackie COCHRANE (23)	1	23	23	23	23	23	23	23	23	23	23	23	23	23	23	23	23	23	23	23
Thornton MUSTARD (13)	2	13	13	13	13	13	13	13	13	13	13	5	5	3	3	3	3	3	3	3
Charlie KEMP (5)	3	5	5	5	5	5	5	5	5	5	5	3	3	93	93	93	93	93	93	93
Simon JAMES (99)	4	99	99	3	3	3	3	3	3	3	3	93	93	77	77	77	77	77	77	77
Pete FOSTER (77)	5	77	3	99	99	99	93	93	93	93	93	77	77	5	99	99	99	99	99	99
Christopher SCRAGG (3)	6	3	93	93	93	93	99	99	99	99	77	77	99	99	99	9	9	9	9	9
Tim MOGRIDGE (70)	7	70	77	77	77	77	77	77	77	99	99	13	9	9	70	70	70	70	70	70
Stephen ARCHER (9)	8	9	9	9	9	9	9	9	9	9	9	9	9	70	70	60	60	60	60	60
David SMALLRIDGE (93)	9	93	70	70	70	70	70	70	70	70	70	70	60	60	4	4	4	4	4	4
Tim BRYAN (60)	10	60	60	60	60	60	60	60	60	60	60	60	4	4	42	42	42	42	42	42
Conor O'BRIEN (79)	11	79	79	79	79	4	4	4	4	4	4	4	4	42	42	15	15	15	15	15
David BROOKER-CAREY (4)	12	4	4	4	4	79	79	79	79	79	79	15	42	15	15	79	79	79	86	86
Tristan BRADFIELD (20)	13	20	86	86	86	86	86	86	42	42	42	79	15	86	86	86	86	86	79	79
David SCOTT (42)	14	42	20	15	15	42	42	42	86	86	15	42	86	79	79	20	57	20	20	20
Jeremy COOKE (86)	15	86	42	20	42	15	15	15	15	15	86	86	79	20	20	57	20	57	57	57
David SUCH (57)	16	57	15	42	20	20	20	20	20	20	20	20	20	57	57	35	35	35	35	35
Paul CLAYSON (35)	17	35	57	57	57	57	57	57	57	57	57	57	57	35	35	52	52	52	52	52
Geoffrey LEWIS (15)	18	15	35	52	52	52	52	52	35	35	35	35	35	52	52	27	27	27	27	27
Christiaen VAN LANSCHOT (52)	19	52	52	35	35	35	35	35	52	52	52	52	52	27	27	73	73	73	73	73
Lawrence COPPOCK (27)	20	27	27	27	27	27	27	27	27	27	27	27	27	54	73	83	83	83	83	83
Martin WRIGHT (73)	21	73	73	73	73	73	73	73	73	54	54	54	54	73	54	66	66	66	66	66
Xavier SANZ DE ACEDO (54)	22	54	54	54	54	54	54	54	54	73	73	73	73	83	83					
Andrew DAVENALL (83)	23	83	83	83	83	83	83	83	83	83	83	83	83	66	66					
Robert MACVICAR (66)	24	66	66	66	66	66	66	66	66	66	66	66	66							
Andrew YATES (10)	25	10	10	10	10															
-	26																			

## Irish Porsche Open

Silverstone National 1.639 Miles

Race 7

02/06/2007 16:10

Race (15:00 Time)

Pos	No.	Class	Name	Car	Laps	Total Tm	Avg. Speed	Diff	Gap	Best Tm	Best Spd
1	24	OPEN GT	Colin BROSTER	Porsche 996 GT3 C	15	16:00.780	92.119	-	-	1:03.104	93.503
2	33	OPEN GT	Stephen DOYLE	Porsche 996 GT3 C	15	16:22.155	90.114	+21.375	+21.375	1:04.582	91.363
3	1	OPEN GT	Jim O'REILLY	Porsche GT3	15	16:28.980	89.492	+28.200	+6.825	1:04.503	91.475
4	17	OPEN GT	Thomes HALLISSEY	Porsche GT3	15	16:43.791	88.172	+43.011	+14.811	1:03.838	92.428
5	6	OPEN 1	Marc HAYNES	Ferrari 360 Challen	15	17:00.893	86.695	+1:00.113	+17.102	1:06.252	89.060
6	54	OPEN 1	Robin TITTERINGTON	Porsche 996	14	16:28.506	83.566	1 Lap	1 Lap	1:09.023	85.485
7	22	OPEN 1	Craig WILKINS	Porsche 993	14	16:29.338	83.496	+0.832	+0.832	1:09.136	85.345
8	16	OPEN 1	Richard O'MAHONY	Porsche 911	14	16:33.154	83.175	+4.648	+3.816	1:09.625	84.745
9	61	OPEN 2	Bob CAMERON	Porsche 944 Turbo	14	16:34.294	83.080	+5.788	+1.140	1:09.243	85.213
10	48	OPEN 2	Paul GRAY	Porsche 911 RS	14	16:39.005	82.688	+10.499	+4.711	1:09.745	84.600
11	88	OPEN 2	Greg SIMPSON	Porsche 911 SC	13	16:07.255	79.302	2 Laps	1 Lap	1:12.151	81.778
12	9	OPEN 1	David WHELAN	Porsche 911 RS	13	17:08.725	74.563	+1:01.470	-1:01.470	1:12.107	81.828
13	76	OPEN 2	Linda GORMAN	Porsche 911	12	17:03.224	69.198	3 Laps	1 Lap	1:21.467	72.427

Not classified (80% = 12 Laps)

14	13	OPEN 2	Dave HUNTER	Porsche 944	11	16:06.809	67.133	4 Laps	1 Lap	1:21.170	72.692
15	77	OPEN GT	Brian GORMAN	Porsche 911	2	2:28.477	79.479	13 Laps	9 Laps	1:09.245	85.210

Margin of Victory	Avg. Speed	Best Lap Tm	Best Spd	Best Lap by
+21.375	92.119	1:03.104	93.503	[24] Colin BROSTER



# Aston Martin St John Horsfall Meeting

Irish Porsche Open

Silverstone National 1.639 Miles

Race 7

02/06/2007 16:10

Race (15:00 Time)

Lap	Lap Tm	Diff	Time of Day
2	1:22.328	+0.861	16:01:45.385
3	1:21.467	-	16:03:06.852
4	1:24.632	+3.165	16:04:31.484
5	1:26.087	+4.620	16:05:57.571
6	1:22.913	+1.446	16:07:20.484
7	1:23.264	+1.797	16:08:43.748
8	1:23.778	+2.311	16:10:07.526
9	1:24.357	+2.890	16:11:31.883
10	1:25.592	+4.125	16:12:57.475
11	1:28.548	+7.081	16:14:26.023
12	1:27.401	+5.934	16:15:53.424

Lap	Lap Tm	Diff	Time of Day
-----	--------	------	-------------

Lap	Lap Tm	Diff	Time of Day
-----	--------	------	-------------

(13) Dave HUNTER

1	1:23.544	+2.374	16:00:22.018
2	1:26.278	+5.108	16:01:48.296
3	1:22.879	+1.709	16:03:11.175
4	1:21.778	+0.608	16:04:32.953
5	1:21.170	-	16:05:54.123
6	1:23.813	+2.643	16:07:17.936
7	2:03.274	+42.104	16:09:21.210
8	1:26.669	+5.499	16:10:47.879
9	1:23.597	+2.427	16:12:11.476
10	1:23.574	+2.404	16:13:35.050
11	1:21.959	+0.789	16:14:57.009

(77) Brian GORMAN

1	1:12.834	+3.589	16:00:09.432
2	1:09.245	-	16:01:18.677

Irish Porsche Open

Silverstone National 1.639 Miles

Race 7

02/06/2007 16:10

Race (15:00 Time)

Competitors	Laps																
	0	1	2	3	4	5	6	7	8	9	10	11	12	13	14	15	
Colin BROSTER (24)	1	24	24	24	24	24	24	24	24	24	24	24	24	24	24	24	24
Stephen DOYLE (33)	2	33	33	33	33	33	33	33	33	33	33	33	33	33	33	33	33
Jim O'REILLY (1)	3	1	1	1	1	1	1	1	1	1	1	17	17	17	17	1	
Marc HAYNES (6)	4	6	6	6	17	17	17	17	17	17	17	17	1	1	1	1	17
Thomes HALLISSEY (17)	5	17	17	17	6	6	6	6	6	6	6	6	6	6	6	6	6
Craig WILKINS (22)	6	22	22	77	22	54	54	54	54	54	54	54	54	54	54	54	54
Richard O'MAHONY (16)	7	16	16	22	54	22	22	22	22	22	22	22	22	22	22	22	22
Paul GRAY (48)	8	48	77	54	48	48	48	48	48	48	48	48	48	16	16	16	
Robin TITTERINGTON (54)	9	54	54	16	16	16	16	16	16	16	16	16	16	48	61	61	
Brian GORMAN (77)	10	77	48	48	61	61	61	61	61	61	61	61	61	61	48	48	
Bob CAMERON (61)	11	61	61	61	88	88	88	88	88	9	88	88	88	88	88		
Greg SIMPSON (88)	12	88	88	88	9	9	9	9	9	88	9	9	9	9	9		
Dave HUNTER (13)	13	13	9	9	76	76	13	13	76	76	76	76	76	76			
Linda GORMAN (76)	14	76	13	76	13	13	76	76	13	13	13	13	13				
David WHELAN (9)	15	9	76	13													



# Aston Martin St John Horsfall Meeting

Sorted on Laps

AMOC 50s Sports Car Team Challenge

Silverstone National 1.639 Miles

Race 8

02/06/2007 16:25

Race (15:00 Time)

Pos	No.	Class	Name	Car	Laps	Total Tm	Avg. Speed	Diff	Gap	Best Tm	Best Spd
1	61	50 F1	Adrian BEECROFT	Aston Martin DBR1	12	15:11.661	77.666	-	-	1:14.327	79.384
2	44	50 H1	Mike THORNE	Austin Healey 100N	12	15:11.854	77.649	+0.193	+0.193	1:14.201	79.519
3	58	50 F3	David BENNETT	Aston Martin DB3S	12	15:13.599	77.501	+1.938	+1.745	1:13.821	79.928
4	6	50 J1	Nicholas WILKINS	Jaguar XK120	12	15:52.484	74.337	+40.823	+38.885	1:17.009	76.620
5	99	50 AC2	Paul CONWAY	AC Ace Bristol	12	15:53.076	74.291	+41.415	+0.592	1:17.434	76.199
6	40	50 F3	Nicholas RUDDLELL	Aston Martin MKIII	12	15:53.785	74.236	+42.124	+0.709	1:18.105	75.544
7	38	50 J1	Kevin ZWOLINSKI	Jaguar XK140	12	16:00.417	73.723	+48.756	+6.632	1:18.048	75.600
8	87	50 J1	Glenn TOLLETT	Jaguar XK120	12	16:05.075	73.367	+53.414	+4.658	1:18.842	74.838
9	5	50 AR1	Martin BREWER	Alfa Romeo Giulia S	12	16:15.558	72.579	+1:03.897	+10.483	1:19.316	74.391
10	45	50 F2	Douglas BARKER	Aston Martin DB2/4	12	16:25.885	71.819	+1:14.224	+10.327	1:19.355	74.354
11	32	50 I	Michael HAIG	RGS Atalanta	12	16:28.692	71.615	+1:17.031	+2.807	1:19.917	73.832
12	79	50 AR1	Peter SHAW	Alfa Romeo Giuliett	11	15:12.130	71.157	1 Lap	1 Lap	1:20.938	72.900
13	68	50 AC1	John ARNOLD	AC Ace	11	15:14.222	70.994	+2.092	+2.092	1:21.179	72.684
14	11	50 AC1	David EMMANS	AC Bristol	11	15:23.445	70.285	+11.315	+9.223	1:21.517	72.382
15	69	50 AR1	James WISEMAN	Alfa Romeo Giuliett	11	15:31.172	69.702	+19.042	+7.727	1:21.655	72.260
16	26	50 AC1	Paul STAFFORD	AC Ace Bristol	11	15:40.706	68.995	+28.576	+9.534	1:22.874	71.197
17	33	50 F1	Mark CAMPBELL	Aston Martin DB2/4	11	15:56.154	67.881	+44.024	+15.448	1:24.440	69.877
18	86	50 AC2	Andrew MITCHELL	Bristol 401 2 Seate	11	16:15.150	66.558	+1:03.020	+18.996	1:25.587	68.940
19	42	50 F2	Grhaam BARKER	Aston Martin DB2/4	10	15:46.028	62.370	2 Laps	1 Lap	1:31.739	64.317
20	36	50 F2	Colin CAMPBELL	Aston Martin DB2	9	16:00.131	55.309	3 Laps	1 Lap	1:39.052	59.569

Not classified (80% = 9 Laps)

21	22	50 H1	David JENKINS	Austin Healey Frog	8	10:48.783	72.757	4 Laps	1 Lap	1:19.010	74.679
22	53	50 F1	Anne REED	Aston Martin DB2	3	4:54.980	60.008	9 Laps	5 Laps	1:26.012	68.600
23	12	50 H1	Drew CAMERON	Austin Healey Spec	0	-:--	-	-	-	-:--	-

Margin of Victory	Avg. Speed	Best Lap Tm	Best Spd	Best Lap by
+0.193	77.666	1:13.821	79.928	[58] David BENNETT

Printed: 02/06/2007 16:41:35

Licensed to: MST Sports Timing Ltd

Chief Timekeeper  
Clerk of the Course

Orbits 3  
www.amb-it.com  
www.mylaps.com



# Aston Martin St John Horsfall Meeting

AMOC 50s Sports Car Team Challenge

Silverstone National 1.639 Miles

Race 8

02/06/2007 16:25

Race (15:00 Time)

Lap	Lap Tm	Diff	Time of Day
4	1:22.273	+0.618	16:30:29.829
5	1:22.831	+1.176	16:31:52.660
6	1:24.116	+2.461	16:33:16.776
7	1:22.262	+0.607	16:34:39.038
8	1:22.370	+0.715	16:36:01.408
9	1:21.655	-	16:37:23.063
10	1:27.013	+5.358	16:38:50.076
11	1:22.324	+0.669	16:40:12.400

(26) Paul STAFFORD

1	1:29.096	+6.222	16:26:21.806
2	1:23.333	+0.459	16:27:45.139
3	1:23.413	+0.539	16:29:08.552
4	1:22.874	-	16:30:31.426
5	1:23.396	+0.522	16:31:54.822
6	1:23.269	+0.395	16:33:18.091
7	1:23.501	+0.627	16:34:41.592
8	1:24.697	+1.823	16:36:06.289
9	1:24.918	+2.044	16:37:31.207
10	1:24.953	+2.079	16:38:56.160
11	1:25.774	+2.900	16:40:21.934

(33) Mark CAMPBELL

1	1:30.446	+6.006	16:26:23.755
2	1:25.997	+1.557	16:27:49.752
3	1:25.245	+0.805	16:29:14.997
4	1:25.244	+0.804	16:30:40.241
5	1:24.528	+0.088	16:32:04.769
6	1:25.072	+0.632	16:33:29.841
7	1:25.865	+1.425	16:34:55.706
8	1:24.649	+0.209	16:36:20.355
9	1:24.440	-	16:37:44.795
10	1:25.823	+1.383	16:39:10.618
11	1:26.764	+2.324	16:40:37.382

(86) Andrew MITCHELL

1	1:31.832	+6.245	16:26:25.492
2	1:27.728	+2.141	16:27:53.220
3	1:28.644	+3.057	16:29:21.864
4	1:27.786	+2.199	16:30:49.650
5	1:27.327	+1.740	16:32:16.977
6	1:25.587	-	16:33:42.564
7	1:26.549	+0.962	16:35:09.113
8	1:26.448	+0.861	16:36:35.561
9	1:28.915	+3.328	16:38:04.476
10	1:26.092	+0.505	16:39:30.568
11	1:25.810	+0.223	16:40:56.378

(42) Grhaam BARKER

1	1:36.706	+4.967	16:26:31.919
2	1:34.056	+2.317	16:28:05.975
3	1:31.766	+0.027	16:29:37.741
4	1:33.093	+1.354	16:31:10.834
5	1:33.341	+1.602	16:32:44.175
6	1:32.461	+0.722	16:34:16.636
7	1:32.123	+0.384	16:35:48.759
8	1:32.996	+1.257	16:37:21.755
9	1:33.762	+2.023	16:38:55.517
10	1:31.739	-	16:40:27.256

(36) Colin CAMPBELL

1	1:41.454	+2.402	16:26:38.112
2	1:39.052	-	16:28:17.164
3	1:42.945	+3.893	16:30:00.109
4	1:49.229	+10.177	16:31:49.338
5	1:43.112	+4.060	16:33:32.450

Lap	Lap Tm	Diff	Time of Day
6	1:44.972	+5.920	16:35:17.422
7	1:49.786	+10.734	16:37:07.208
8	1:48.918	+9.866	16:38:56.126
9	1:45.233	+6.181	16:40:41.359

(22) David JENKINS

1	1:22.510	+3.500	16:26:12.308
2	1:20.224	+1.214	16:27:32.532
3	1:19.315	+0.305	16:28:51.847
4	1:19.873	+0.863	16:30:11.720
5	1:19.503	+0.493	16:31:31.223
6	1:19.015	+0.005	16:32:50.238
7	1:20.763	+1.753	16:34:11.001
8	1:19.010	-	16:35:30.011

(53) Anne REED

1	1:34.593	+8.581	16:26:25.745
2	1:26.012	-	16:27:51.757
p3	1:44.451	+18.439	16:29:36.208

Lap	Lap Tm	Diff	Time of Day
-----	--------	------	-------------

AMOC 50s Sports Car Team Challenge

Silverstone National 1.639 Miles

Race 8

02/06/2007 16:25

Race (15:00 Time)

Competitors	Laps													
	0	1	2	3	4	5	6	7	8	9	10	11	12	
David BENNETT (58)	1	58	61	61	61	61	61	61	61	61	61	61	61	61
Adrian BEECROFT (61)	2	61	58	58	58	58	58	58	58	44	44	44	44	44
Kevin ZWOLINSKI (38)	3	38	38	44	44	44	44	44	44	58	58	58	58	58
Nicholas RUDELL (40)	4	40	44	38	38	6	6	6	6	6	6	6	6	6
Glenn TOLLETT (87)	5	87	40	40	6	38	40	40	40	40	40	40	40	99
David JENKINS (22)	6	22	87	6	40	40	99	99	99	99	99	99	99	40
Nicholas WILKINS (6)	7	6	6	87	99	99	38	38	38	38	38	38	38	38
Paul CONWAY (99)	8	99	22	99	87	87	87	87	87	87	87	87	87	87
Douglas BARKER (45)	9	45	99	22	22	22	22	22	22	22	5	5	5	5
Martin BREWER (5)	10	5	45	45	45	45	5	5	5	5	45	45	45	45
John ARNOLD (68)	11	68	5	5	5	5	5	45	45	45	32	32	32	32
Peter SHAW (79)	12	79	68	68	68	68	68	32	32	32	79	79	79	79
Anne REED (53)	13	53	79	79	32	32	32	68	79	79	68	68	68	68
Mike THORNE (44)	14	44	32	32	79	79	79	79	68	68	11	11	11	11
David EMMANS (11)	15	11	11	11	11	11	11	11	11	11	69	69	69	69
Michael HAIG (32)	16	32	69	69	69	69	69	69	69	69	26	26	26	26
Paul STAFFORD (26)	17	26	26	26	26	26	26	26	26	26	33	33	33	33
James WISEMAN (69)	18	69	33	33	33	33	33	33	33	33	86	86	86	86
Mark CAMPBELL (33)	19	33	86	53	86	86	86	86	86	86	42	42	42	42
Andrew MITCHELL (86)	20	86	53	86	53	42	42	42	42	42	36	36	36	36
Grhaam BARKER (42)	21	42	42	42	42	36	36	36	36	36	36	36	36	36
Colin CAMPBELL (36)	22	36	36	36	36	36	36	36	36	36	36	36	36	36
-	23													

## Invitation Allcomers Race

Silverstone National 1.639 Miles

Race 9

02/06/2007 16:49

Race (15:00 Time)

Pos	No.	Class	Name	Car	Laps	Total Tm	Avg. Speed	Diff	Gap	Best Tm	Best Spd
1	23	INV D	Jackie COCHRANE	Sunbeam Tiger	14	15:33.061	88.532	-	-	1:05.153	90.562
2	3	INV D	Christopher SCRAGG	Aston Martin V8	14	15:49.765	86.975	+16.704	+16.704	1:06.223	89.099
3	8	INV C	Rex STAMP	Lotus Exige	14	15:49.993	86.954	+16.932	+0.228	1:05.796	89.677
4	47	INV C	Simon VERSCHUEREN	VW Golf MKII GTI	14	16:00.232	86.027	+27.171	+10.239	1:07.556	87.341
5	70	INV C	Tim MOGRIDGE	Ferrari 355 Challen	14	16:08.951	85.253	+35.890	+8.719	1:07.742	87.101
6	15	INV D	Matthew LEWIS	Aston Martin V8	14	16:24.074	83.942	+51.013	+15.123	1:07.818	87.003
7	4	INV D	David BROOKER-CAREY	Aston Martin N24	14	16:29.306	83.499	+56.245	+5.232	1:08.142	86.590
8	18	INV B	Jim O'REILLY	Porsche 911 RS	13	15:42.931	81.348	1 Lap	1 Lap	1:10.587	83.590
9	22	INV B	Daniel JARVIS	Lotus Eclat 2.2	13	15:52.243	80.552	+9.312	+9.312	1:11.783	82.198
10	27	INV C	Lawrence COPPOCK	Jaguar XJS	13	16:24.827	77.887	+41.896	+32.584	1:13.558	80.214
11	7	INV B	Jeremy COOKE	Austin Healey 300C	13	16:26.226	77.776	+43.295	+1.399	1:13.398	80.389
12	2	INV D	Christopher DRAYCOTT	Sunbeam Alpine Se	13	16:28.056	77.632	+45.125	+1.830	1:13.989	79.747
13	21	INV A	Tracy DARREN MORRIS	MG ZR	13	16:29.233	77.540	+46.302	+1.177	1:13.670	80.092
14	42	INV D	Gillian GOLDSMITH	Aston Martin N24 v	13	16:29.430	77.525	+46.499	+0.197	1:07.549	87.350
15	82	INV A	Douglas BARKER	Sunbeam Alpine	13	16:29.434	77.524	+46.503	+0.004	1:13.907	79.835
16	53	INV A	Paula MARKLEW	MG B Roadster	12	16:22.563	72.061	2 Laps	1 Lap	1:18.736	74.939
17	96	INV A	Mike BELL	Gilbern GT 1800	12	16:25.031	71.881	+2.468	+2.468	1:19.694	74.038

Not classified (80% = 11 Laps)

18	11	INV C	Russell TREASURE	Lotus Exige	2	2:12.642	88.967	12 Laps	10 Laps	1:04.014	92.174
----	----	-------	------------------	-------------	---	----------	--------	---------	---------	----------	--------

Margin of Victory	Avg. Speed	Best Lap Tm	Best Spd	Best Lap by
+16.704	88.532	1:04.014	92.174	[11] Russell TREASURE

# Aston Martin St John Horsfall Meeting

## Invitation Allcomers Race

## Silverstone National 1.639 Miles

### Race 9

02/06/2007 16:49

### Race (15:00 Time)

Lap	Lap Tm	Diff	Time of Day
<b>(23) Jackie COCHRANE</b>			
1	1:06.718	+1.565	16:50:20.054
2	1:05.153	-	16:51:25.207
3	1:05.994	+0.841	16:52:31.201
4	1:05.615	+0.462	16:53:36.816
5	1:06.288	+1.135	16:54:43.104
6	1:05.298	+0.145	16:55:48.402
7	1:06.086	+0.933	16:56:54.488
8	1:07.343	+2.190	16:58:01.831
9	1:05.314	+0.161	16:59:07.145
10	1:05.371	+0.218	17:00:12.516
11	1:06.565	+1.412	17:01:19.081
12	1:06.444	+1.291	17:02:25.525
13	1:07.868	+2.715	17:03:33.393
14	1:09.133	+3.980	17:04:42.526
<b>(3) Christopher SCRAGG</b>			
1	1:08.534	+2.311	16:50:22.255
2	1:07.557	+1.334	16:51:29.812
3	1:06.223	-	16:52:36.035
4	1:06.801	+0.578	16:53:42.836
5	1:06.601	+0.378	16:54:49.437
6	1:07.209	+0.986	16:55:56.646
7	1:07.108	+0.885	16:57:03.754
8	1:07.821	+1.598	16:58:11.575
9	1:08.385	+2.162	16:59:19.960
10	1:07.604	+1.381	17:00:27.564
11	1:07.822	+1.599	17:01:35.386
12	1:07.863	+1.640	17:02:43.249
13	1:08.392	+2.169	17:03:51.641
14	1:07.589	+1.366	17:04:59.230
<b>(8) Rex STAMP</b>			
1	1:08.600	+2.804	16:50:21.536
2	1:06.438	+0.642	16:51:27.974
3	1:05.902	+0.106	16:52:33.876
4	1:06.648	+0.852	16:53:40.524
5	1:06.208	+0.412	16:54:46.732
6	1:06.034	+0.238	16:55:52.766
7	1:06.252	+0.456	16:56:59.018
8	1:06.402	+0.606	16:58:05.420
9	1:05.796	-	16:59:11.216
10	1:06.123	+0.327	17:00:17.339
11	1:19.553	+13.757	17:01:36.892
12	1:06.575	+0.779	17:02:43.467
13	1:08.685	+2.889	17:03:52.152
14	1:07.306	+1.510	17:04:59.458
<b>(47) Simon VERSCHUEREN</b>			
1	1:11.074	+3.518	16:50:26.151
2	1:08.082	+0.526	16:51:34.233
3	1:08.106	+0.550	16:52:42.339
4	1:07.674	+0.118	16:53:50.013
5	1:07.583	+0.027	16:54:57.596
6	1:07.681	+0.125	16:56:05.277
7	1:07.564	+0.008	16:57:12.841
8	1:07.827	+0.271	16:58:20.668
9	1:07.556	-	16:59:28.224
10	1:09.150	+1.594	17:00:37.374
11	1:08.255	+0.699	17:01:45.629
12	1:07.645	+0.089	17:02:53.274
13	1:08.212	+0.656	17:04:01.486
14	1:08.211	+0.655	17:05:09.697
<b>(70) Tim MOGRIDGE</b>			

Lap	Lap Tm	Diff	Time of Day
1	1:13.615	+5.873	16:50:27.093
2	1:08.623	+0.881	16:51:35.716
3	1:08.249	+0.507	16:52:43.965
4	1:07.969	+0.227	16:53:51.934
5	1:07.742	-	16:54:59.676
6	1:07.907	+0.165	16:56:07.583
7	1:08.050	+0.308	16:57:15.633
8	1:08.154	+0.412	16:58:23.787
9	1:08.631	+0.889	16:59:32.418
10	1:08.260	+0.518	17:00:40.678
11	1:10.917	+3.175	17:01:51.595
12	1:09.295	+1.553	17:03:00.890
13	1:08.860	+1.118	17:04:09.750
14	1:08.666	+0.924	17:05:18.416
<b>(15) Matthew LEWIS</b>			
1	1:14.661	+6.843	16:50:29.679
2	1:10.128	+2.310	16:51:39.807
3	1:10.628	+2.810	16:52:50.435
4	1:10.099	+2.281	16:54:00.534
5	1:08.604	+0.786	16:55:09.138
6	1:08.867	+1.049	16:56:18.005
7	1:08.620	+0.802	16:57:26.625
8	1:07.818	-	16:58:34.443
9	1:08.226	+0.408	16:59:42.669
10	1:09.767	+1.949	17:00:52.436
11	1:10.351	+2.533	17:02:02.787
12	1:09.781	+1.963	17:03:12.568
13	1:10.121	+2.303	17:04:22.689
14	1:10.850	+3.032	17:05:33.539
<b>(4) David BROOKER-CAREY</b>			
1	1:13.648	+5.506	16:50:29.217
2	1:10.238	+2.096	16:51:39.455
3	1:08.722	+0.580	16:52:48.177
4	1:08.198	+0.056	16:53:56.375
5	1:08.149	+0.007	16:55:04.524
6	1:09.822	+1.680	16:56:14.346
7	1:09.642	+1.500	16:57:23.988
8	1:08.899	+0.757	16:58:32.887
9	1:08.142	-	16:59:41.029
10	1:19.379	+11.237	17:01:00.408
11	1:10.637	+2.495	17:02:11.045
12	1:08.955	+0.813	17:03:20.000
13	1:08.709	+0.567	17:04:28.709
14	1:10.062	+1.920	17:05:38.771
<b>(18) Jim O'REILLY</b>			
1	1:13.764	+3.177	16:50:28.409
2	1:10.831	+0.244	16:51:39.240
3	1:10.935	+0.348	16:52:50.175
4	1:10.587	-	16:54:00.762
5	1:10.780	+0.193	16:55:11.542
6	1:11.228	+0.641	16:56:22.770
7	1:11.830	+1.243	16:57:34.600
8	1:12.985	+2.398	16:58:47.585
9	1:11.631	+1.044	16:59:59.216
10	1:12.438	+1.851	17:01:11.654
11	1:12.024	+1.437	17:02:23.678
12	1:11.428	+0.841	17:03:35.106
13	1:17.290	+6.703	17:04:52.396
<b>(22) Daniel JARVIS</b>			
1	1:14.946	+3.163	16:50:30.659
2	1:12.586	+0.803	16:51:43.245
3	1:12.080	+0.297	16:52:55.325

Lap	Lap Tm	Diff	Time of Day
4	1:12.256	+0.473	16:54:07.581
5	1:11.797	+0.014	16:55:19.378
6	1:12.714	+0.931	16:56:32.092
7	1:12.692	+0.909	16:57:44.784
8	1:11.793	+0.010	16:58:56.577
9	1:11.896	+0.113	17:00:08.473
10	1:15.607	+3.824	17:01:24.080
11	1:11.783	-	17:02:35.863
12	1:12.117	+0.334	17:03:47.980
13	1:13.728	+1.945	17:05:01.708
<b>(27) Lawrence COPPOCK</b>			
1	1:17.227	+3.669	16:50:33.678
2	1:15.169	+1.611	16:51:48.847
3	1:16.229	+2.671	16:53:05.076
4	1:15.156	+1.598	16:54:20.232
5	1:14.872	+1.314	16:55:35.104
6	1:14.489	+0.931	16:56:49.593
7	1:15.564	+2.006	16:58:05.157
8	1:14.608	+1.050	16:59:19.765
9	1:15.038	+1.480	17:00:34.803
10	1:16.000	+2.442	17:01:50.803
11	1:15.466	+1.908	17:03:06.269
12	1:13.558	-	17:04:19.827
13	1:14.465	+0.907	17:05:34.292
<b>(7) Jeremy COOKE</b>			
1	1:18.788	+5.390	16:50:35.645
2	1:16.831	+3.433	16:51:52.476
3	1:15.898	+2.500	16:53:08.374
4	1:16.436	+3.038	16:54:24.810
5	1:13.967	+0.569	16:55:38.777
6	1:13.748	+0.350	16:56:52.525
7	1:15.374	+1.976	16:58:07.899
8	1:14.299	+0.901	16:59:22.198
9	1:13.398	-	17:00:35.596
10	1:15.877	+2.479	17:01:51.473
11	1:15.191	+1.793	17:03:06.664
12	1:14.526	+1.128	17:04:21.190
13	1:14.501	+1.103	17:05:35.691
<b>(2) Christopher DRAYCOTT</b>			
1	1:19.194	+5.205	16:50:36.313
2	1:16.725	+2.736	16:51:53.038
3	1:15.954	+1.965	16:53:08.992
4	1:14.535	+0.546	16:54:23.527
5	1:14.243	+0.254	16:55:37.770
6	1:14.156	+0.167	16:56:51.926
7	1:16.723	+2.734	16:58:08.649
8	1:14.636	+0.647	16:59:23.285
9	1:13.989	-	17:00:37.274
10	1:15.171	+1.182	17:01:52.445
11	1:14.964	+0.975	17:03:07.409
12	1:14.641	+0.652	17:04:22.050
13	1:15.471	+1.482	17:05:37.521
<b>(21) Tracy DARREN MORRIS</b>			
1	1:20.081	+6.411	16:50:37.381
2	1:16.580	+2.910	16:51:53.961
3	1:15.779	+2.109	16:53:09.740
4	1:15.793	+2.123	16:54:25.533
5	1:16.211	+2.541	16:55:41.744
6	1:15.233	+1.563	16:56:56.977
7	1:14.847	+1.177	16:58:11.824
8	1:13.742	+0.072	16:59:25.566
9	1:13.670	-	17:00:39.236

# Aston Martin St John Horsfall Meeting

## Invitation Allcomers Race

Silverstone National 1.639 Miles

### Race 9

02/06/2007 16:49

### Race (15:00 Time)

Lap	Lap Tm	Diff	Time of Day
10	1:15.853	+2.183	17:01:55.089
11	1:13.750	+0.080	17:03:08.839
12	1:14.200	+0.530	17:04:23.039
13	1:15.659	+1.989	17:05:38.698

#### (42) Gillian GOLDSMITH

Lap	Lap Tm	Diff	Time of Day
1	1:11.268	+3.719	16:50:25.801
2	1:09.122	+1.573	16:51:34.923
3	1:09.771	+2.222	16:52:44.694
4	1:08.547	+0.998	16:53:53.241
p5	1:17.012	+9.463	16:55:10.253
6	2:27.566	+1:20.017	16:57:37.819
7	1:10.012	+2.463	16:58:47.831
8	1:09.702	+2.153	16:59:57.533
9	1:08.842	+1.293	17:01:06.375
10	1:08.443	+0.894	17:02:14.818
11	1:07.549	-	17:03:22.367
12	1:07.874	+0.325	17:04:30.241
13	1:08.654	+1.105	17:05:38.895

#### (82) Douglas BARKER

Lap	Lap Tm	Diff	Time of Day
1	1:21.648	+7.741	16:50:39.713
2	1:16.359	+2.452	16:51:56.072
3	1:15.007	+1.100	16:53:11.079
4	1:14.767	+0.860	16:54:25.846
5	1:15.007	+1.100	16:55:40.853
6	1:13.907	-	16:56:54.760
7	1:15.251	+1.344	16:58:10.011
8	1:14.683	+0.776	16:59:24.694
9	1:14.222	+0.315	17:00:38.916
10	1:15.225	+1.318	17:01:54.141
11	1:14.001	+0.094	17:03:08.142
12	1:14.355	+0.448	17:04:22.497
13	1:16.402	+2.495	17:05:38.899

#### (53) Paula MARKLEW

Lap	Lap Tm	Diff	Time of Day
1	1:24.202	+5.466	16:50:42.877
2	1:21.159	+2.423	16:52:04.036
3	1:20.979	+2.243	16:53:25.015
4	1:20.221	+1.485	16:54:45.236
5	1:21.677	+2.941	16:56:06.913
6	1:21.395	+2.659	16:57:28.308
7	1:21.262	+2.526	16:58:49.570
8	1:18.736	-	17:00:08.306
9	1:22.013	+3.277	17:01:30.319
10	1:19.685	+0.949	17:02:50.004
11	1:21.566	+2.830	17:04:11.570
12	1:20.458	+1.722	17:05:32.028

#### (96) Mike BELL

Lap	Lap Tm	Diff	Time of Day
1	1:23.169	+3.475	16:50:40.282
2	1:19.843	+0.149	16:52:00.125
3	1:20.298	+0.604	16:53:20.423
4	1:21.806	+2.112	16:54:42.229
5	1:21.830	+2.136	16:56:04.059
6	1:21.165	+1.471	16:57:25.224
7	1:20.691	+0.997	16:58:45.915
8	1:21.422	+1.728	17:00:07.337
9	1:26.477	+6.783	17:01:33.814
10	1:20.938	+1.244	17:02:54.752
11	1:19.694	-	17:04:14.446
12	1:20.050	+0.356	17:05:34.496

#### (11) Russell TREASURE

Lap	Lap Tm	Diff	Time of Day
1	1:05.147	+1.133	16:50:18.093
2	1:04.014	-	16:51:22.107

Lap	Lap Tm	Diff	Time of Day
-----	--------	------	-------------

Lap	Lap Tm	Diff	Time of Day
-----	--------	------	-------------

## Invitation Allcomers Race

Silverstone National 1.639 Miles

## Race 9

02/06/2007 16:49

## Race (15:00 Time)

Competitors	Laps														
	0	1	2	3	4	5	6	7	8	9	10	11	12	13	14
Rex STAMP (8)	1	8	11	11	23	23	23	23	23	23	23	23	23	23	23
Russell TREASURE (11)	2	11	23	23	8	8	8	8	8	8	8	3	3	3	3
Jackie COCHRANE (23)	3	23	8	8	3	3	3	3	3	3	3	8	8	8	8
Tim MOGRIDGE (70)	4	70	3	3	47	47	47	47	47	47	47	47	47	47	47
Christopher SCRAGG (3)	5	3	42	47	70	70	70	70	70	70	70	70	70	70	70
Gillian GOLDSMITH (42)	6	42	47	42	42	4	4	4	4	4	15	15	15	15	15
Jim O'REILLY (18)	7	18	70	70	4	4	15	15	15	15	4	4	4	4	4
Matthew LEWIS (15)	8	15	18	18	18	15	42	18	18	18	18	18	18	18	18
Simon VERSCHUEREN (47)	9	47	4	4	15	18	18	22	22	22	22	22	22	22	22
David BROOKER-CAREY (4)	10	4	15	15	22	22	22	27	27	27	27	27	27	27	27
Daniel JARVIS (22)	11	22	22	22	27	27	27	2	7	7	7	7	7	7	7
Lawrence COPPOCK (27)	12	27	27	27	7	2	2	7	2	2	2	2	2	2	2
Jeremy COOKE (7)	13	7	7	7	2	7	7	82	82	82	82	82	82	82	21
Mike BELL (96)	14	96	2	2	21	21	82	21	21	21	21	21	21	21	42
Christopher DRAYCOTT (2)	15	2	21	21	82	82	21	96	96	42	42	42	42	42	82
Tracy DARREN MORRIS (21)	16	21	82	82	96	96	96	53	42	96	53	53	53	53	53
Douglas BARKER (82)	17	82	96	96	53	53	53	42	53	53	96	96	96	96	96
Paula MARKLEW (53)	18	53	53	53											